

PRINTING INSTRUCTIONS

We recommend printing at full-scale to check the fit with your tools before ordering.

Option 1: Print this page full-scale on a large-format printer
(E-Size, 44 inches X 34 inches).


Option 2: Print pages 2 through 13 on 8-1/2 X 11 inch paper and assemble.
Some pages may be blank depending on the overall length and width.

Thank You!

THE INFORMATION CONTAINED ON THIS DRAWING
IS THE SOLE PROPERTY OF FOAMFIT TOOLS AND
MAY NOT BE DISTRIBUTED WITHOUT PERMISSION.
Copyright 2009 FoamFit Tools

5.00
IN

5.00
IN




PART NUMBER
F1S-00047

1.00 IN

PAGE KEY



1.00
IN



Print on Letter at 100%

DATE CREATED

04 JAN 2010

PART NUMBER

F1S-00047




← 1.00 IN →

PAGE KEY



1.00
IN



Print on Letter at 100%

DATE CREATED

04 JAN 2010

PART NUMBER


F1S-00047

1.00 IN

PAGE KEY



1.00
IN



Print on Letter at 100%

DATE CREATED

04 JAN 2010

PART NUMBER


F1S-00047

1.00 IN

PAGE KEY



1.00
IN



Print on Letter at 100%

DATE CREATED

04 JAN 2010

PART NUMBER

F1S-00047

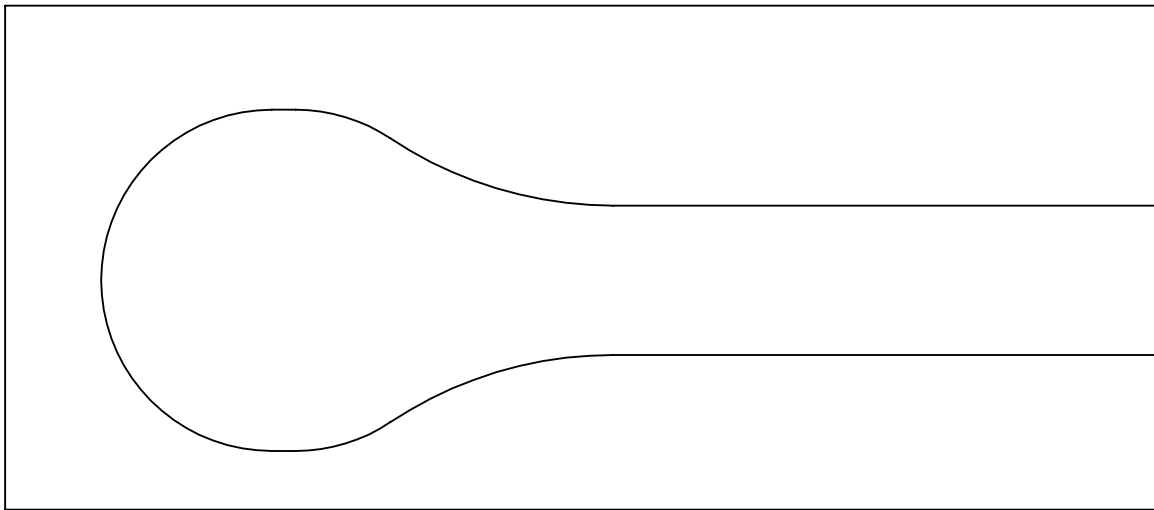
1.00 IN

PAGE KEY



1.00
IN

Print on Letter at 100%



DATE CREATED

04 JAN 2010

PART NUMBER

F1S-00047



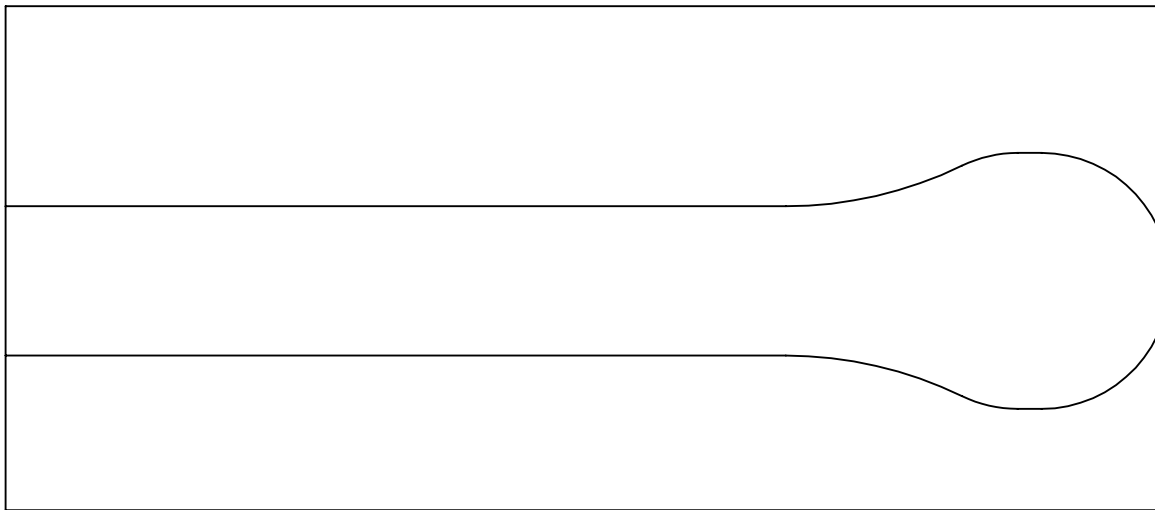
1.00 IN

PAGE KEY



1.00
IN

Print on Letter at 100%



DATE CREATED

04 JAN 2010

PART NUMBER

F1S-00047



1.00 IN

PAGE KEY



1.00
IN

Print on Letter at 100%



DATE CREATED

04 JAN 2010

PART NUMBER

F1S-00047




1.00 IN

PAGE KEY



1.00
IN

Print on Letter at 100%



DATE CREATED

04 JAN 2010

PART NUMBER

F1S-00047

