



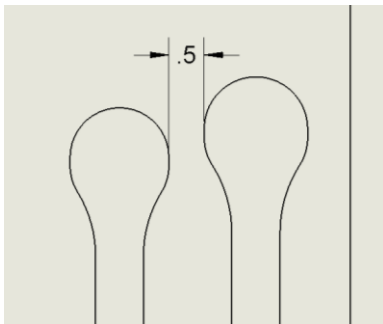
920-901-0240
info@foamfittools.com

CAD Design Guidelines

For the best results, please use the following recommendations when designing your tool organizer. Please let us know if you have any questions. Thank you!

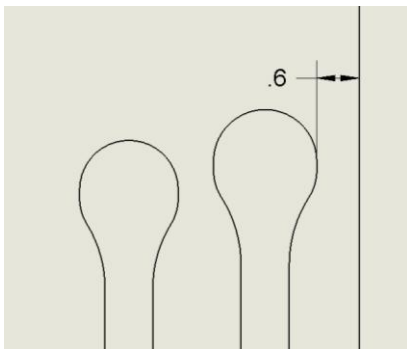
1) Space between cutouts:

- 0.5 inches recommended
- 0.4 inches MIN
- 0.75 inches recommended when finger pockets are cut between tools



2) Space between a cutout and the edge:

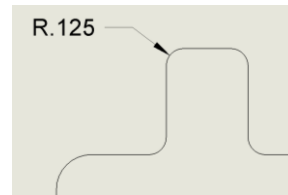
- 0.6 inches recommended
- 0.5 inches min



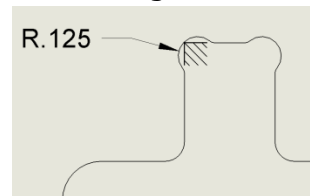
3) Inside corner radius:

- R.125 MIN
- Suggested corner styles:

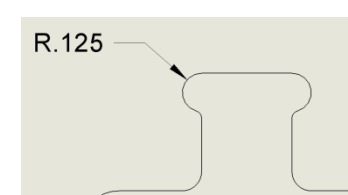
○ Regular fillet



○ Dogbone fillet #1



○ Dogbone fillet #2




4) Outside corner radii:

- A radius is preferred on outside corners.



7) Shapes to avoid:

- Free-standing islands of material



Better to remove all material in center.

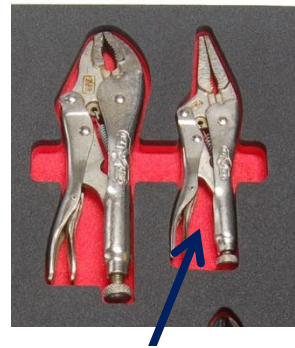
5) Narrowest point or minimum slot width:

- 0.26 inches MIN



Slot width 0.26 inches or wider

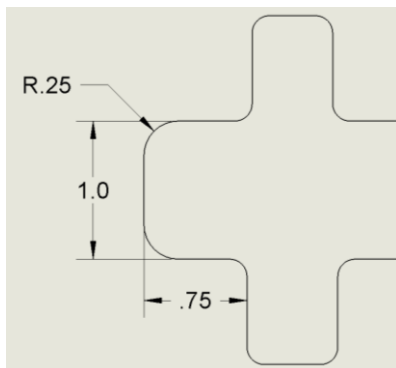
- Narrow peninsulas



Narrow areas are best removed if they are less than 0.5 inches wide.

6) Finger pockets:

- Preferred dimensions are 0.75 X 1.0 inches



8) File Formats:

- Preferred
 - SolidWorks 2010
 - DXF
- Acceptable Alternatives
 - DWG, IGES, STEP
 - CGR (Catia)
 - PRT (ProE)
 - IPT (Inventor)
 - PAR (Solid Edge)
 - 3DM (Rhino)
 - PRT (CADKEY)