


**PRINTING INSTRUCTIONS**

Print at full-scale and place tools over the paper to verify the fit.

**Option 1:** Print this page full-scale on a large-format printer (E-Size, 44 inches X 34 inches).

**Option 2:** Print page 3 - 14 on 8-1/2 X 11 inch paper and assemble.

THE INFORMATION CONTAINED ON THIS DRAWING IS THE SOLE PROPERTY OF FOAMFIT TOOLS AND MAY NOT BE USED WITHOUT PERMISSION. Copyright 2026 FoamFit Tools

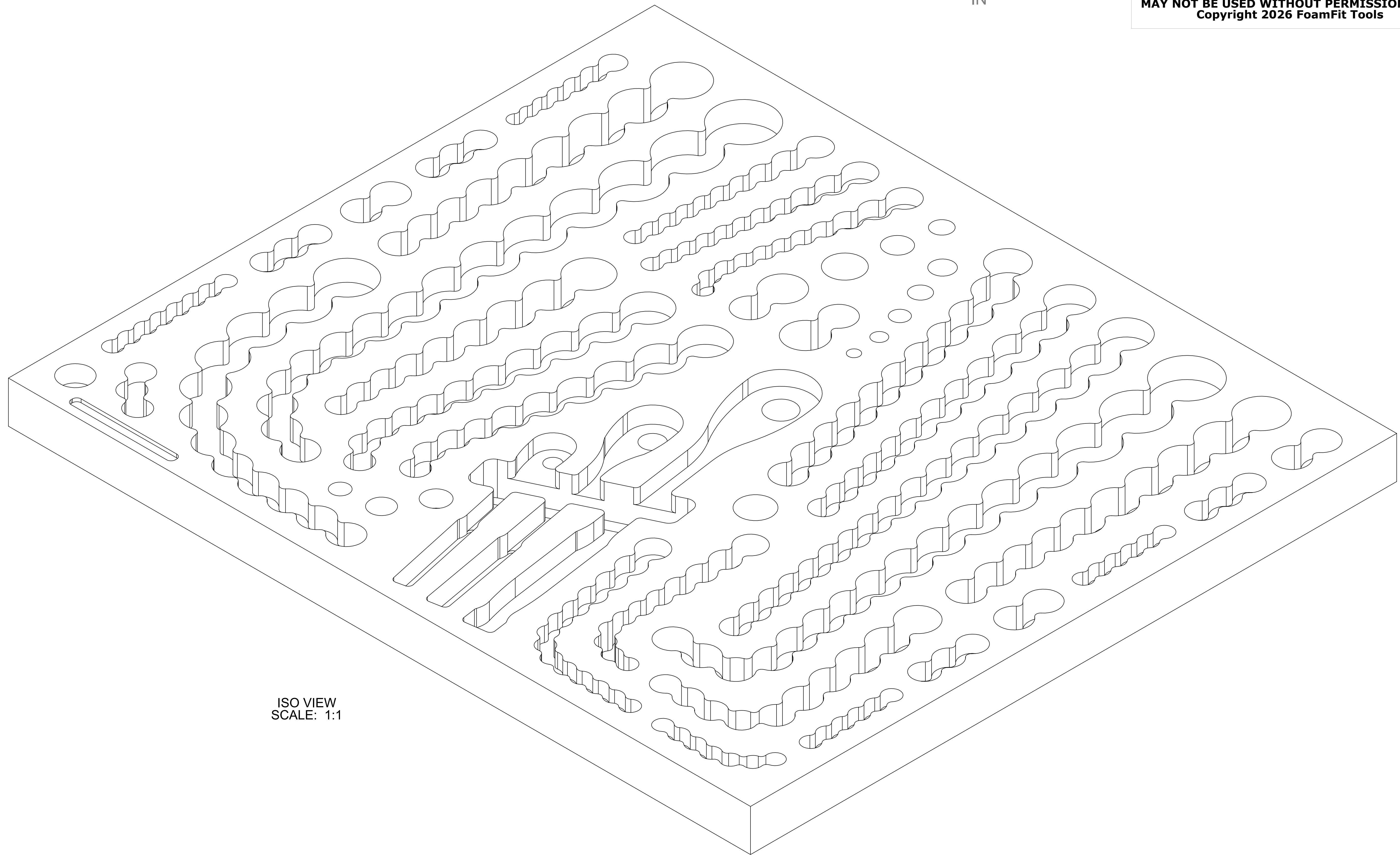


PART NUMBER **F-06529-T**

THE INFORMATION CONTAINED ON THIS DRAWING IS THE SOLE PROPERTY OF FOAMFIT TOOLS AND MAY NOT BE USED WITHOUT PERMISSION.  
Copyright 2026 FoamFit Tools


5.00  
IN

4.00  
IN



ISO VIEW  
SCALE: 1:1

PART NUMBER  
**F-06529-T**



PART NUMBER

**F-06529-T**

PAGE (ROW-COLUMN)

**1-1**

Numbering starts  
from the front  
left corner.

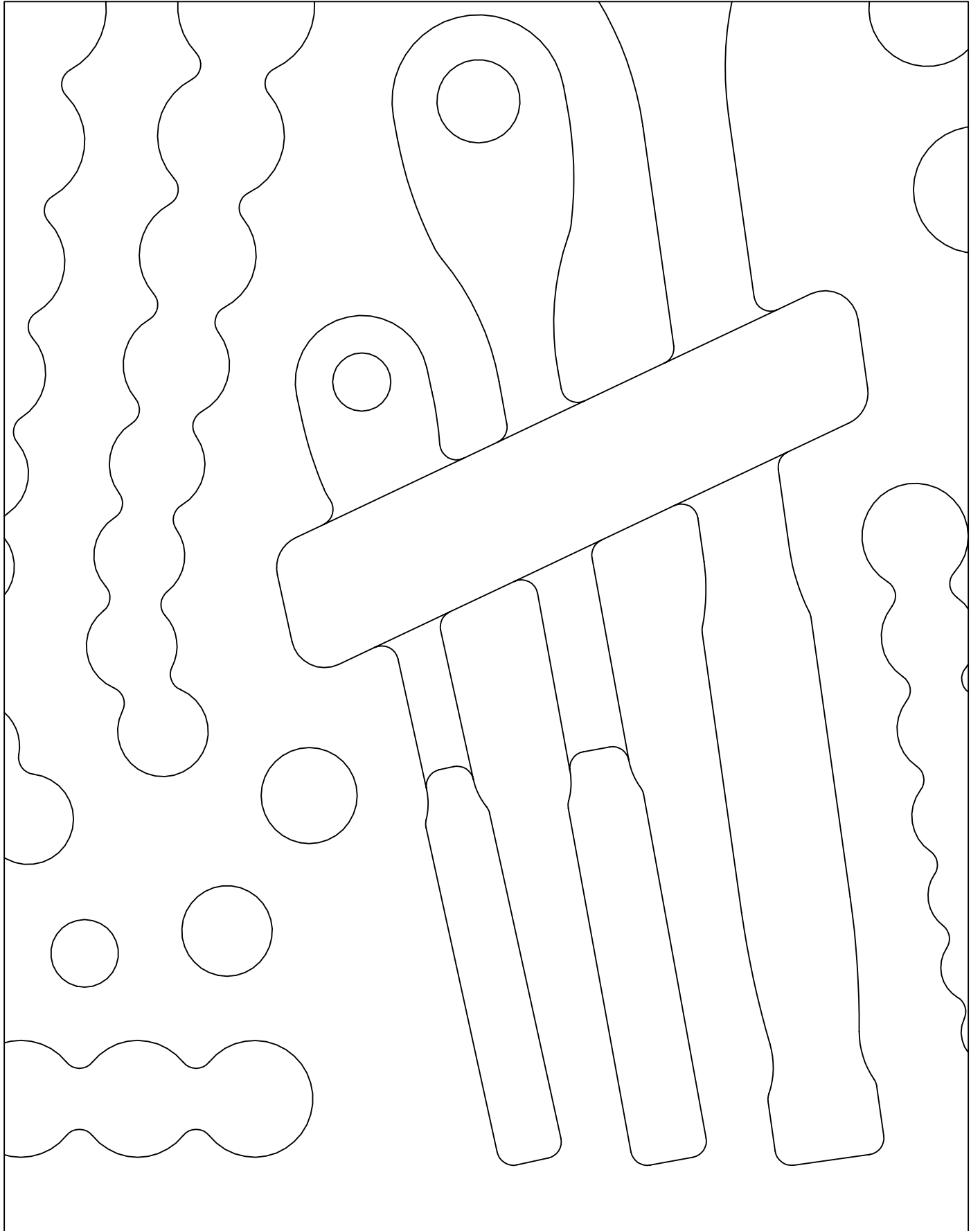
DATE CREATED

30 JUN 2026

DATE REVISED

***FoamFit Tools***

Print on Letter at 100%



PART NUMBER

**F-06529-T**

PAGE (ROW-COLUMN)

**1-2**

Numbering starts  
from the front  
left corner.


DATE CREATED

30 JUN 2026

DATE REVISED

***FoamFit Tools***

Print on Letter at 100%



PART NUMBER

**F-06529-T**

PAGE (ROW-COLUMN)

**1-3**

Numbering starts  
from the front  
left corner.

DATE CREATED

30 JUN 2026

DATE REVISED

***FoamFit Tools***

Print on Letter at 100%



PART NUMBER

**F-06529-T**

PAGE (ROW-COLUMN)

**1-4**

Numbering starts  
from the front  
left corner.


DATE CREATED

30 JUN 2026

DATE REVISED

***FoamFit Tools***

Print on Letter at 100%



PART NUMBER

**F-06529-T**

PAGE (ROW-COLUMN)

**2-1**

Numbering starts  
from the front  
left corner.

DATE CREATED


30 JUN 2026

DATE REVISED

***FoamFit Tools***

Print on Letter at 100%





PART NUMBER

**F-06529-T**

PAGE (ROW-COLUMN)

**2-3**

Numbering starts  
from the front  
left corner.


DATE CREATED

30 JUN 2026

DATE REVISED

***FoamFit Tools***

Print on Letter at 100%



PART NUMBER  
**F-06529-T**

PAGE (ROW-COLUMN)  
**2-4**  
Numbering starts  
from the front  
left corner.

DATE CREATED  
30 JUN 2026

DATE REVISED

***FoamFit Tools***  
Print on Letter at 100%



PART NUMBER

**F-06529-T**

PAGE (ROW-COLUMN)

**3-1**

Numbering starts  
from the front  
left corner.

DATE CREATED

30 JUN 2026

DATE REVISED

***FoamFit Tools***

Print on Letter at 100%



PART NUMBER

**F-06529-T**

PAGE (ROW-COLUMN)

**3-2**

Numbering starts  
from the front  
left corner.

DATE CREATED

30 JUN 2026

DATE REVISED

***FoamFit Tools***

Print on Letter at 100%



PART NUMBER

**F-06529-T**

PAGE (ROW-COLUMN)

**3-3**

Numbering starts  
from the front  
left corner.


DATE CREATED

30 JUN 2026

DATE REVISED

***FoamFit Tools***

Print on Letter at 100%



PART NUMBER

**F-06529-T**

PAGE (ROW-COLUMN)

**3-4**

Numbering starts  
from the front  
left corner.

DATE CREATED

30 JUN 2026

DATE REVISED

***FoamFit Tools***

Print on Letter at 100%