

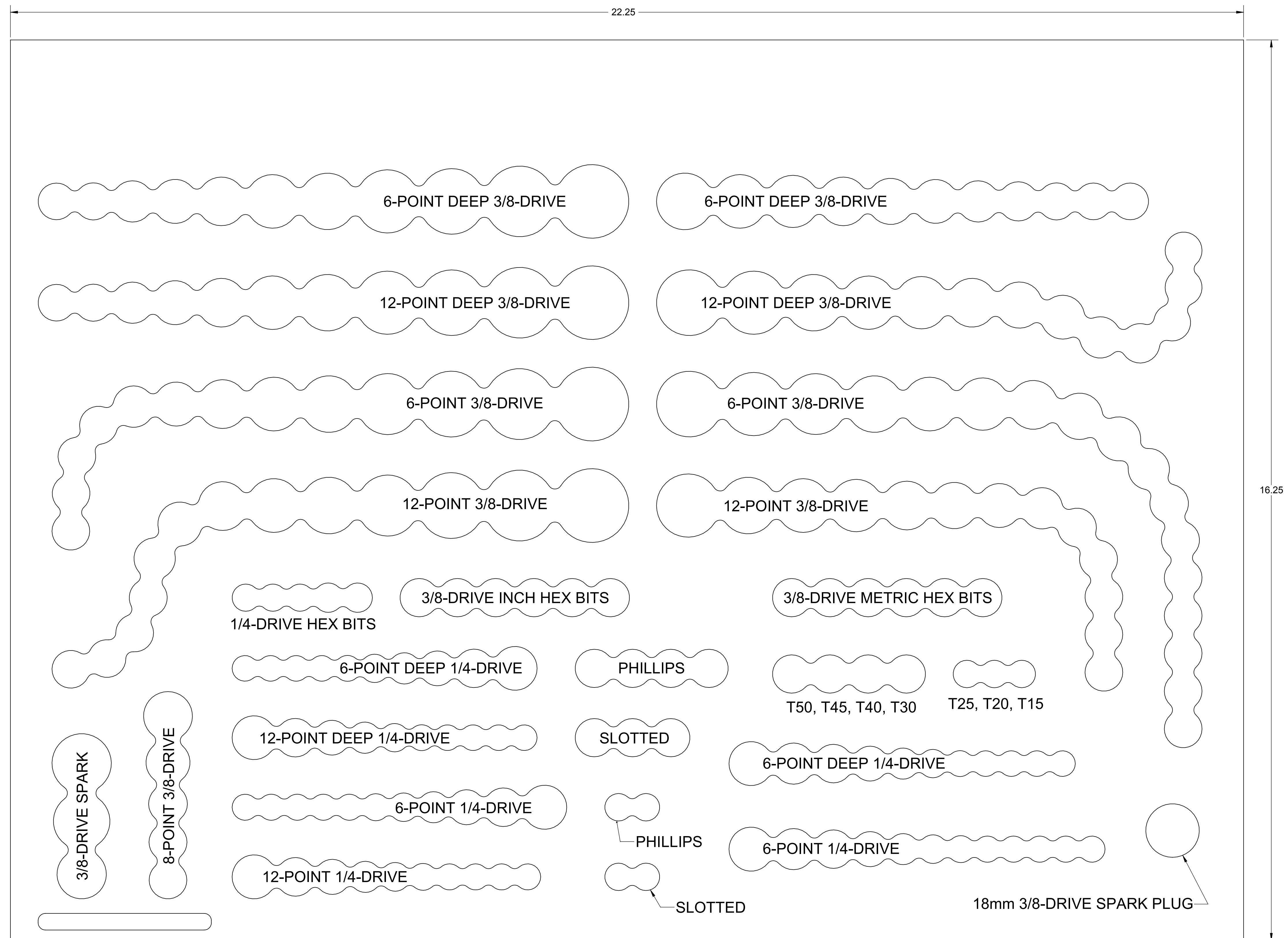
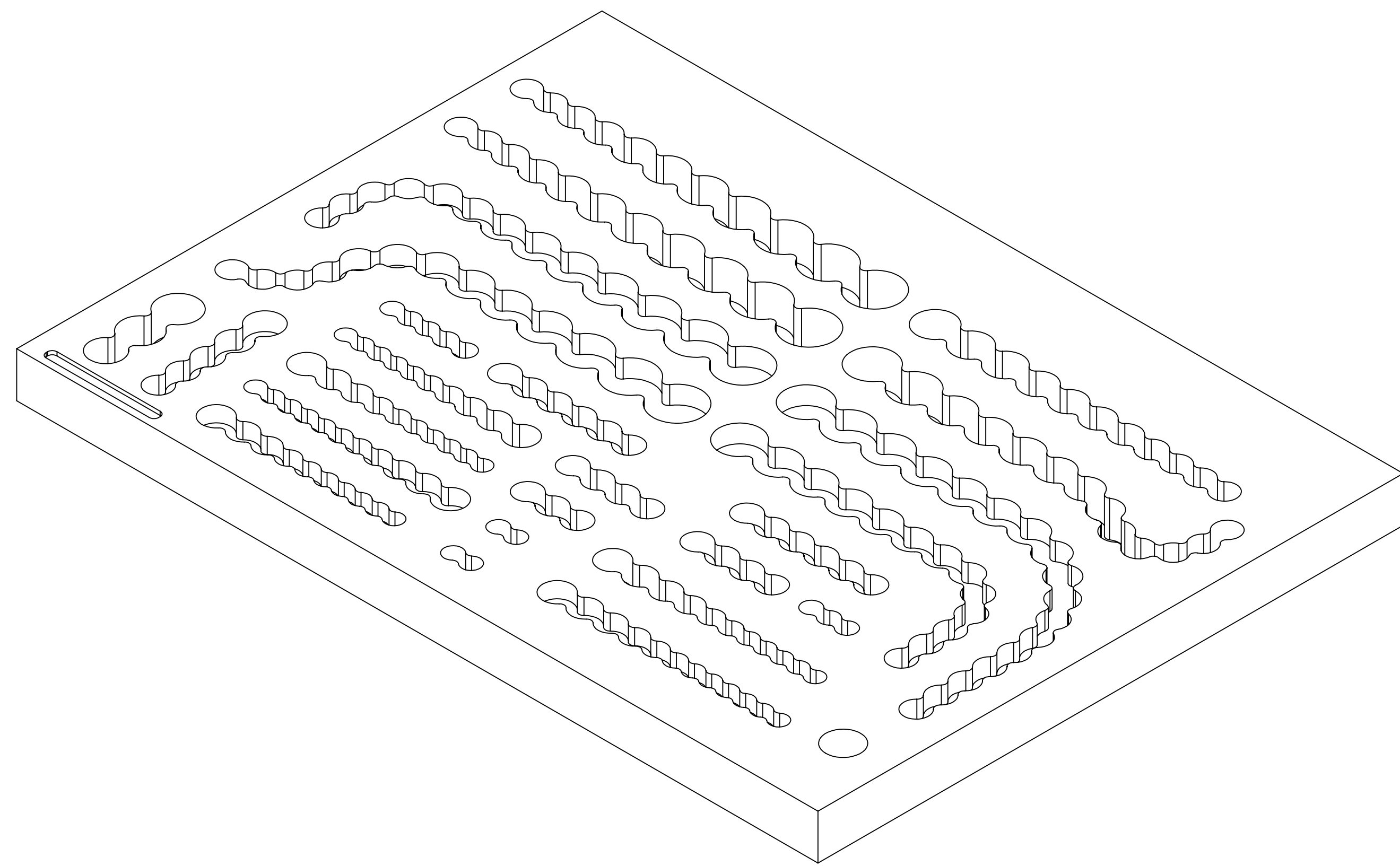
PRINTING INSTRUCTIONS

We recommend printing at full-scale to check the fit with your tools before ordering.

Option 1: Print this page full-scale on a large-format printer (E-Size, 44 inches X 34 inches).

Option 2: Print page 2 - 9 on 8-1/2 X 11 inch paper and assemble.

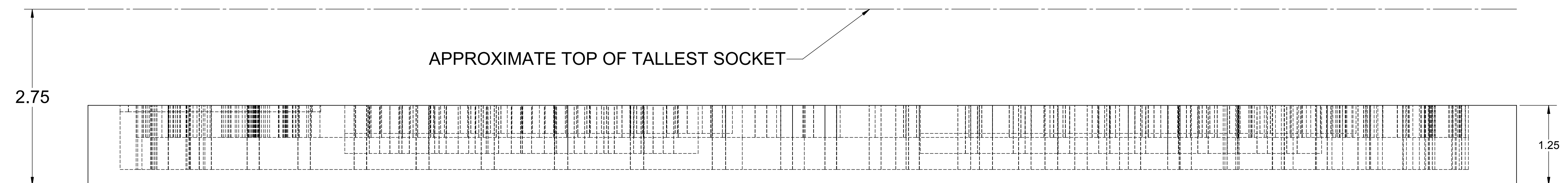
Thank You!



INCH SOCKETS

METRIC SOCKETS

**CAUTION
REQUIRES 3-INCH
DRAWER HEIGHT**



PART NUMBER
F1A-00600


PART NUMBER
F1A-00600

1.00 IN

PAGE KEY

X					

1.00 IN



Print on Letter at 100%

DATE CREATED

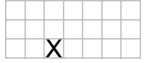
25 JUL 2013

PART NUMBER


F1A-00600

1.00 IN

PAGE KEY



1.00
IN



Print on Letter at 100%

DATE CREATED

25 JUL 2013

PART NUMBER

F1A-00600


← 1.00 IN →

PAGE KEY

X									
---	--	--	--	--	--	--	--	--	--

↑ 1.00 IN ↓

Print on Letter at 100%



DATE CREATED

25 JUL 2013

PART NUMBER

F1A-00600


← 1.00 IN →

PAGE KEY

X									
---	--	--	--	--	--	--	--	--	--

↑ 1.00 IN ↓

Print on Letter at 100%



DATE CREATED

25 JUL 2013

PART NUMBER

F1A-00600


← 1.00 IN →

PAGE KEY

			X		

↑ 1.00 IN ↓

Print on Letter at 100%



DATE CREATED

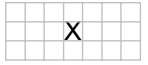
25 JUL 2013

PART NUMBER


F1A-00600

1.00 IN

PAGE KEY



1.00
IN



Print on Letter at 100%

DATE CREATED

25 JUL 2013

PART NUMBER

F1A-00600