

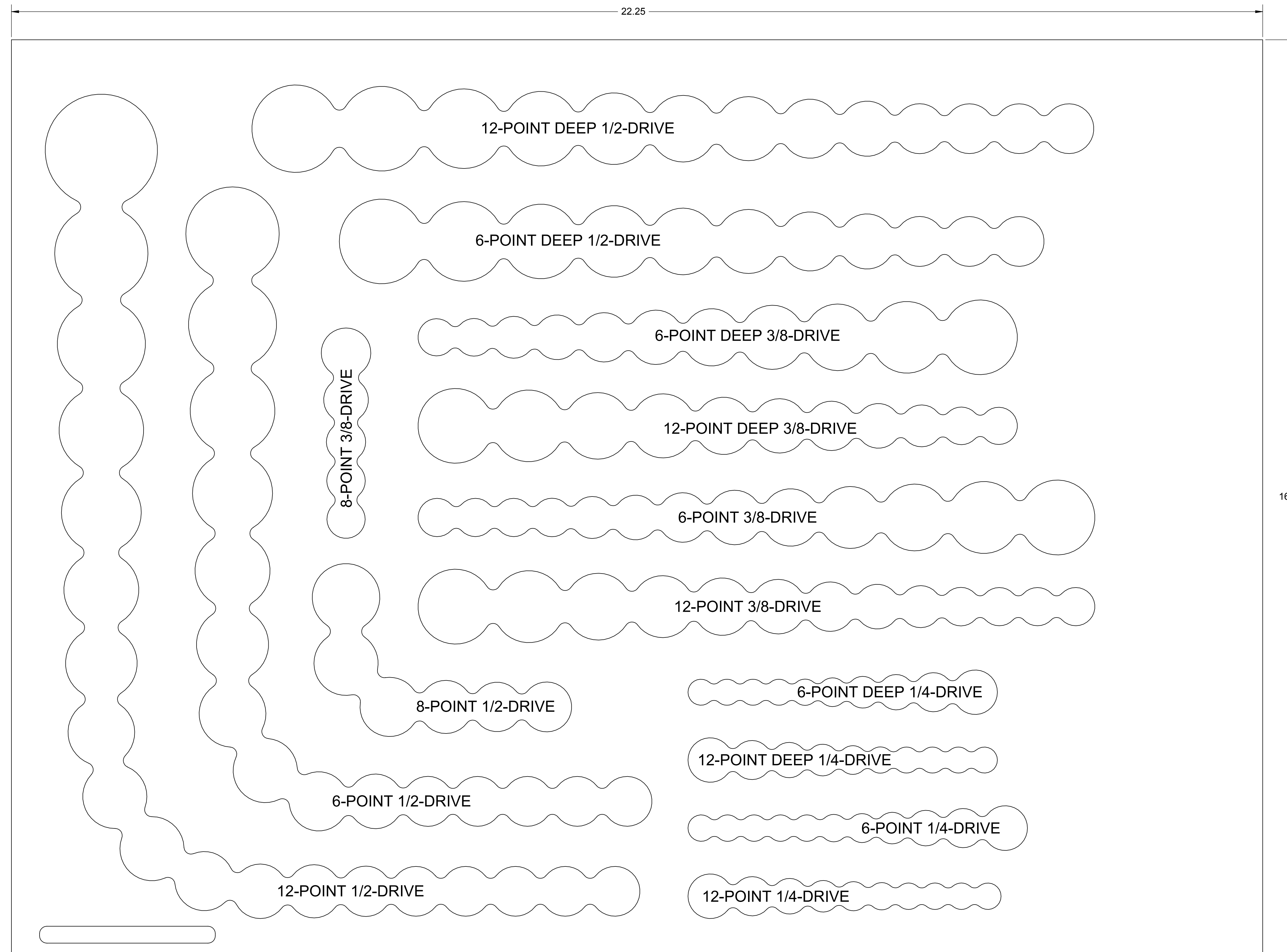
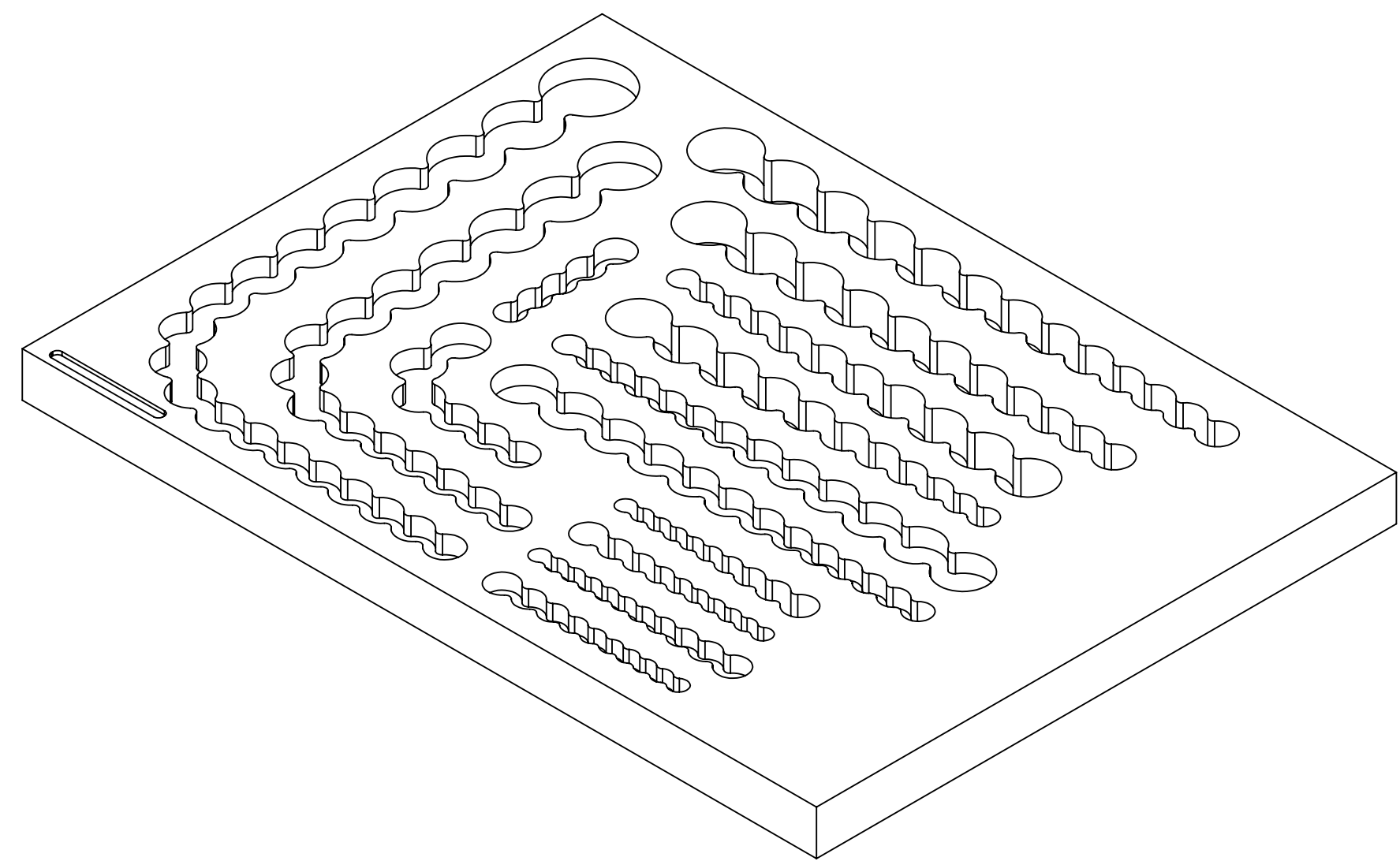
PRINTING INSTRUCTIONS

We recommend printing at full-scale to check the fit with your tools before ordering.

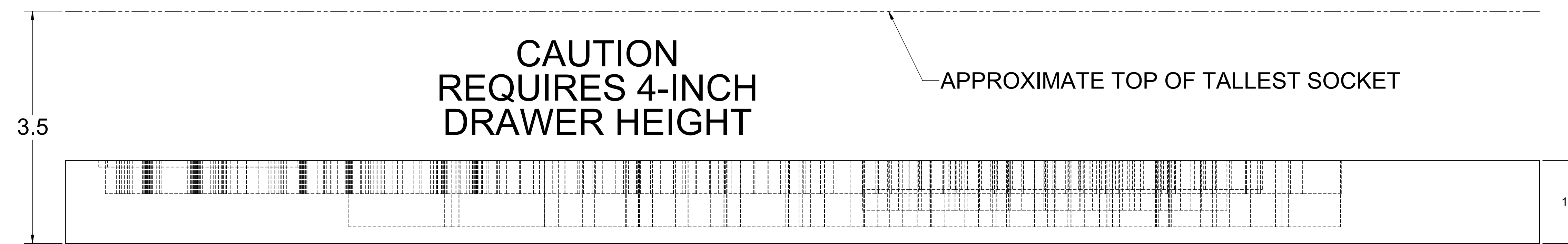
Option 1: Print this page full-scale on a large-format printer (E-Size, 44 inches X 34 inches).

Option 2: Print page 2 - 9 on 8-1/2 X 11 inch paper and assemble.

Thank You!



INCH SOCKETS



PART NUMBER
F1A-00759


1.00 IN

PAGE KEY

X									

1.00 IN

Print on Letter at 100%



DATE CREATED

08 JAN 2014

PART NUMBER


F1A-00759

1.00 IN

PAGE KEY

X									
---	--	--	--	--	--	--	--	--	--

1.00 IN



Print on Letter at 100%

DATE CREATED

08 JAN 2014

PART NUMBER

F1A-00759


← 1.00 IN →

PAGE KEY

X									
---	--	--	--	--	--	--	--	--	--

↑ 1.00 IN ↓

Print on Letter at 100%



DATE CREATED
08 JAN 2014


PART NUMBER
F1A-00759

← 1.00 IN →

PAGE KEY

								X	

↑ 1.00 IN ↓



Print on Letter at 100%


PART NUMBER **F1A-00759**
DATE CREATED **08 JAN 2014**

1.00 IN

PAGE KEY

			X		

1.00 IN



Print on Letter at 100%

DATE CREATED

08 JAN 2014

PART NUMBER

F1A-00759