

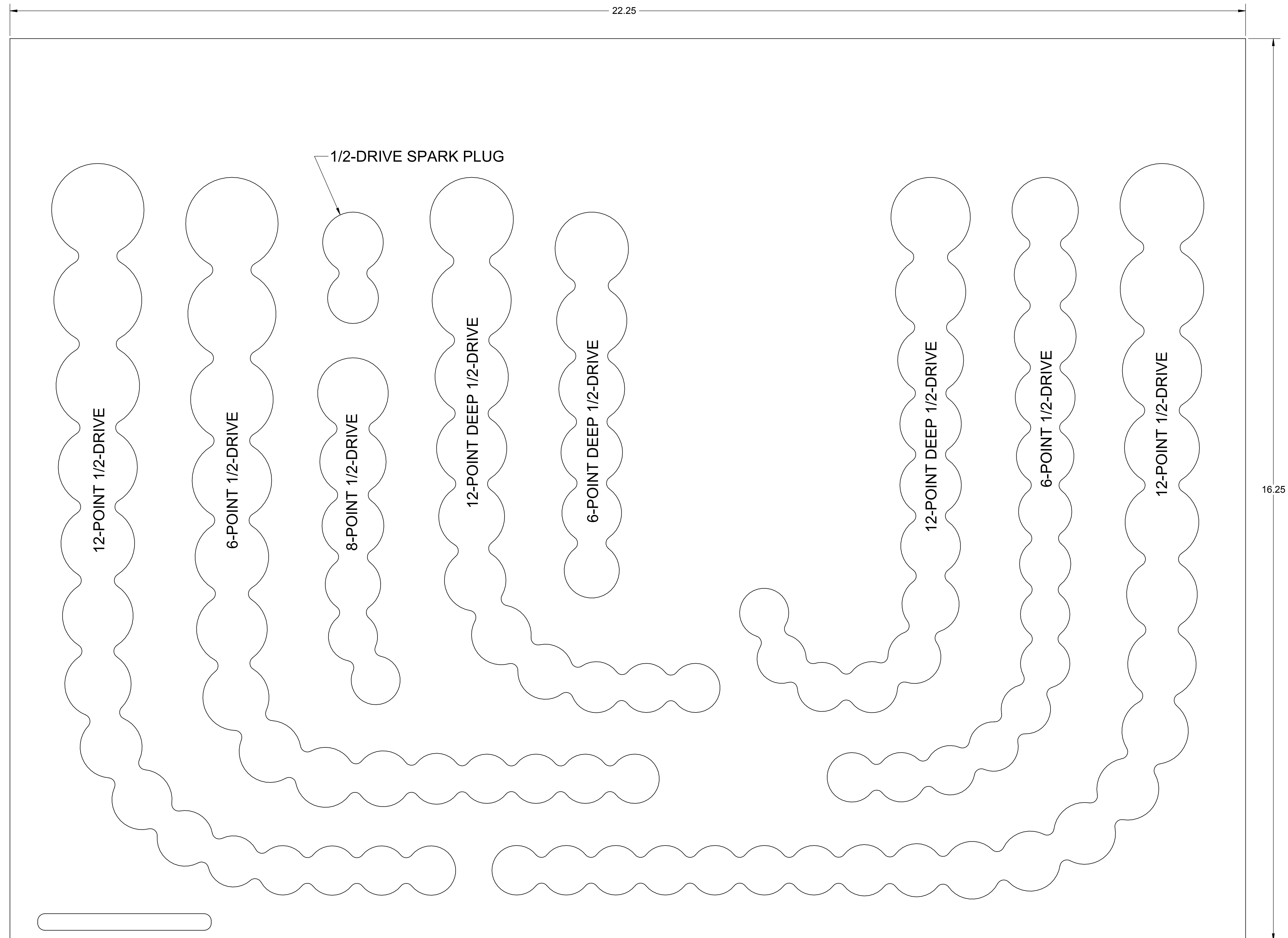
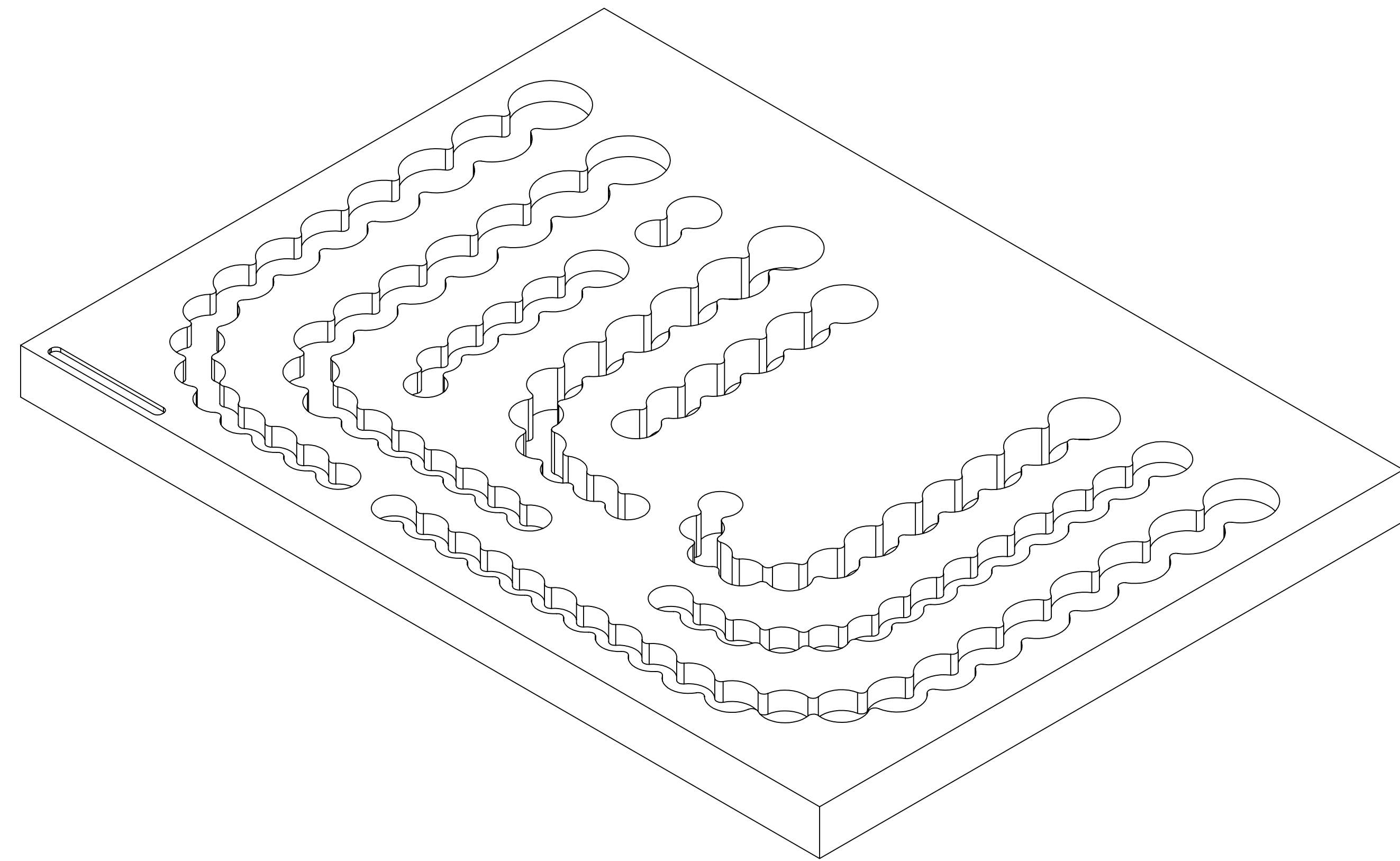
PRINTING INSTRUCTIONS

We recommend printing at full-scale to check the fit with your tools before ordering.

Option 1: Print this page full-scale on a large-format printer (E-Size, 44 inches X 34 inches).

Option 2: Print page 2 - 9 on 8-1/2 X 11 inch paper and assemble.

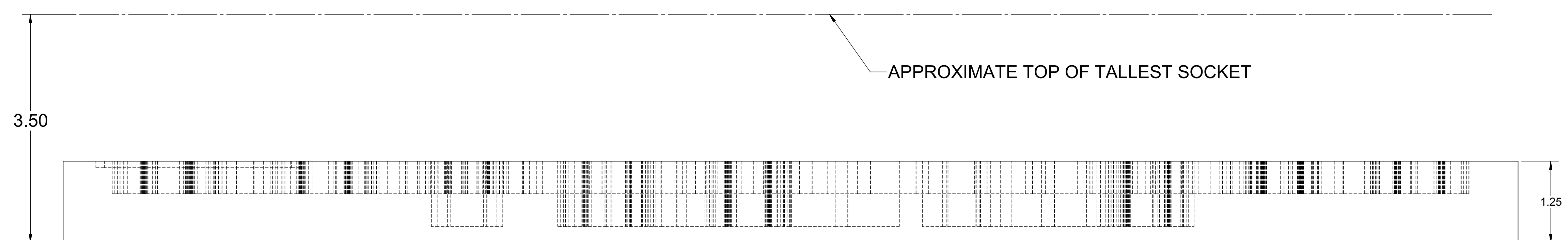
Thank You!



1/2-DRIVE INCH SOCKETS

1/2-DRIVE METRIC SOCKETS

**CAUTION
REQUIRES 4-INCH
DRAWER HEIGHT**




PART NUMBER
F1A-01061

1.00 IN

PAGE KEY

X									

1.00
IN



Print on Letter at 100%

DATE CREATED
27 MAY 2015


PART NUMBER
F1A-01061

1.00 IN

PAGE KEY

X					

1.00
IN



Print on Letter at 100%

DATE CREATED

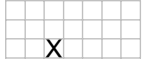
27 MAY 2015

PART NUMBER


F1A-01061

1.00 IN

PAGE KEY



1.00
IN



Print on Letter at 100%

DATE CREATED

27 MAY 2015

PART NUMBER

F1A-01061


1.00 IN

PAGE KEY

X					
---	--	--	--	--	--

1.00 IN

Print on Letter at 100%



DATE CREATED

27 MAY 2015

PART NUMBER

F1A-01061


1.00 IN

PAGE KEY

X									
---	--	--	--	--	--	--	--	--	--

1.00 IN

Print on Letter at 100%



DATE CREATED
27 MAY 2015


PART NUMBER
F1A-01061

1.00 IN

PAGE KEY

								X	

1.00 IN



Print on Letter at 100%

DATE CREATED

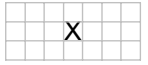
27 MAY 2015

PART NUMBER


F1A-01061

1.00 IN

PAGE KEY



1.00 IN



Print on Letter at 100%

DATE CREATED

27 MAY 2015

PART NUMBER

F1A-01061