

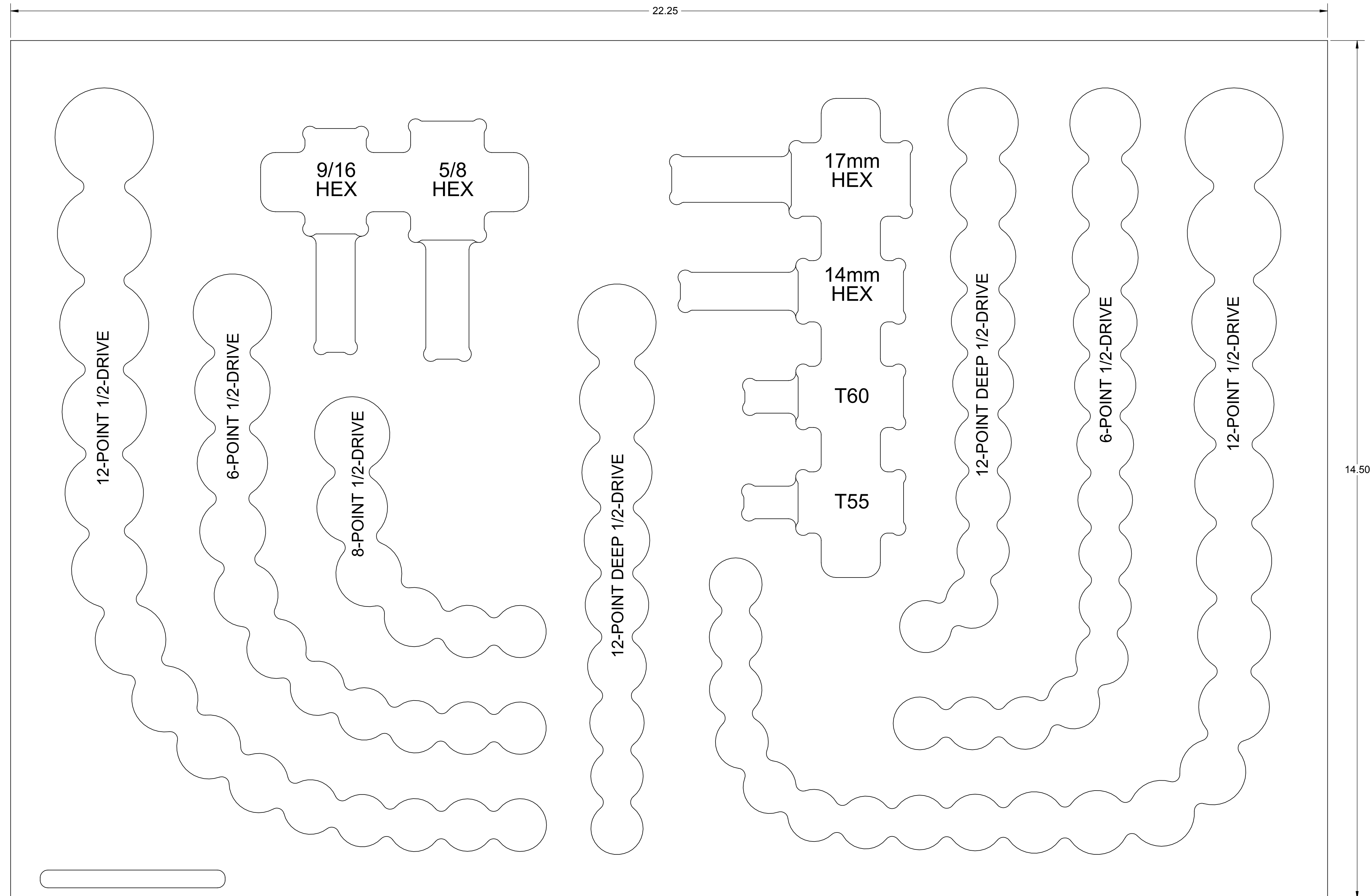
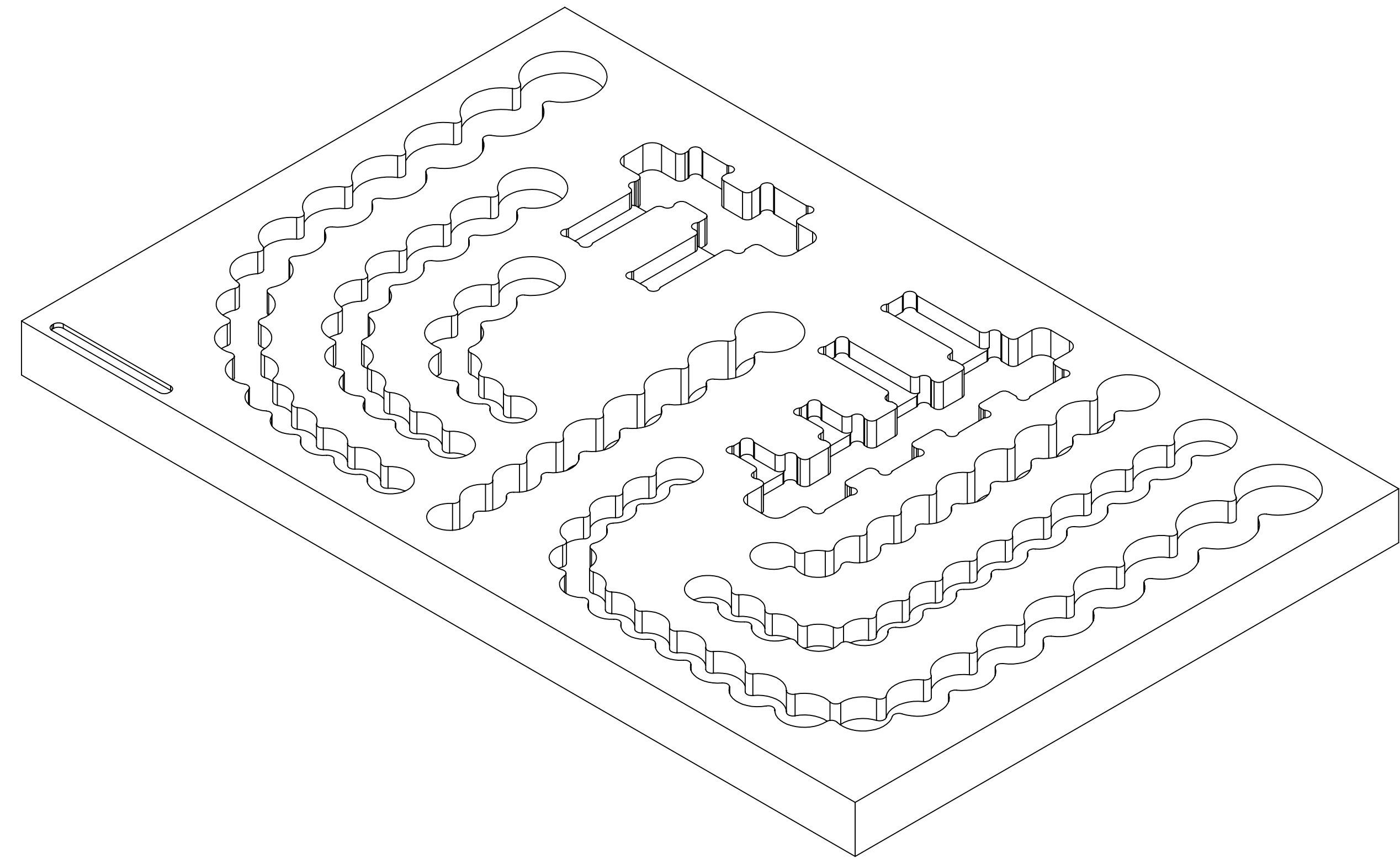
PRINTING INSTRUCTIONS

We recommend printing at full-scale to check the fit with your tools before ordering.

Option 1: Print this page full-scale on a large-format printer (E-Size, 44 inches X 34 inches).

Option 2: Print page 2 - 9 on 8-1/2 X 11 inch paper and assemble.

Thank You!

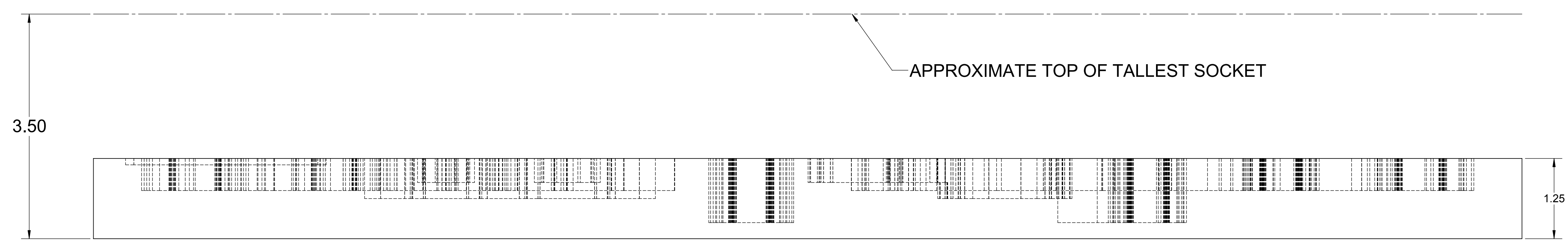


1/2-DRIVE INCH SOCKETS

1/2-DRIVE METRIC SOCKETS

PART NUMBER **F1A-01162**

**CAUTION
REQUIRES 4-INCH
DRAWER HEIGHT**




1.00 IN

PAGE KEY

X									

1.00 IN

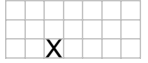


Print on Letter at 100%


PART NUMBER **F1A-01162**
DATE CREATED **23 SEP 2015**

1.00 IN

PAGE KEY



1.00
IN



Print on Letter at 100%

DATE CREATED

23 SEP 2015

PART NUMBER

F1A-01162


1.00 IN

PAGE KEY

X									
---	--	--	--	--	--	--	--	--	--

1.00 IN

Print on Letter at 100%



DATE CREATED

23 SEP 2015

PART NUMBER

F1A-01162


1.00 IN

PAGE KEY

X									
---	--	--	--	--	--	--	--	--	--

1.00 IN

Print on Letter at 100%



DATE CREATED

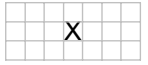
23 SEP 2015

PART NUMBER

F1A-01162


1.00 IN

PAGE KEY



1.00
IN

Print on Letter at 100%



DATE CREATED

23 SEP 2015

PART NUMBER

F1A-01162