

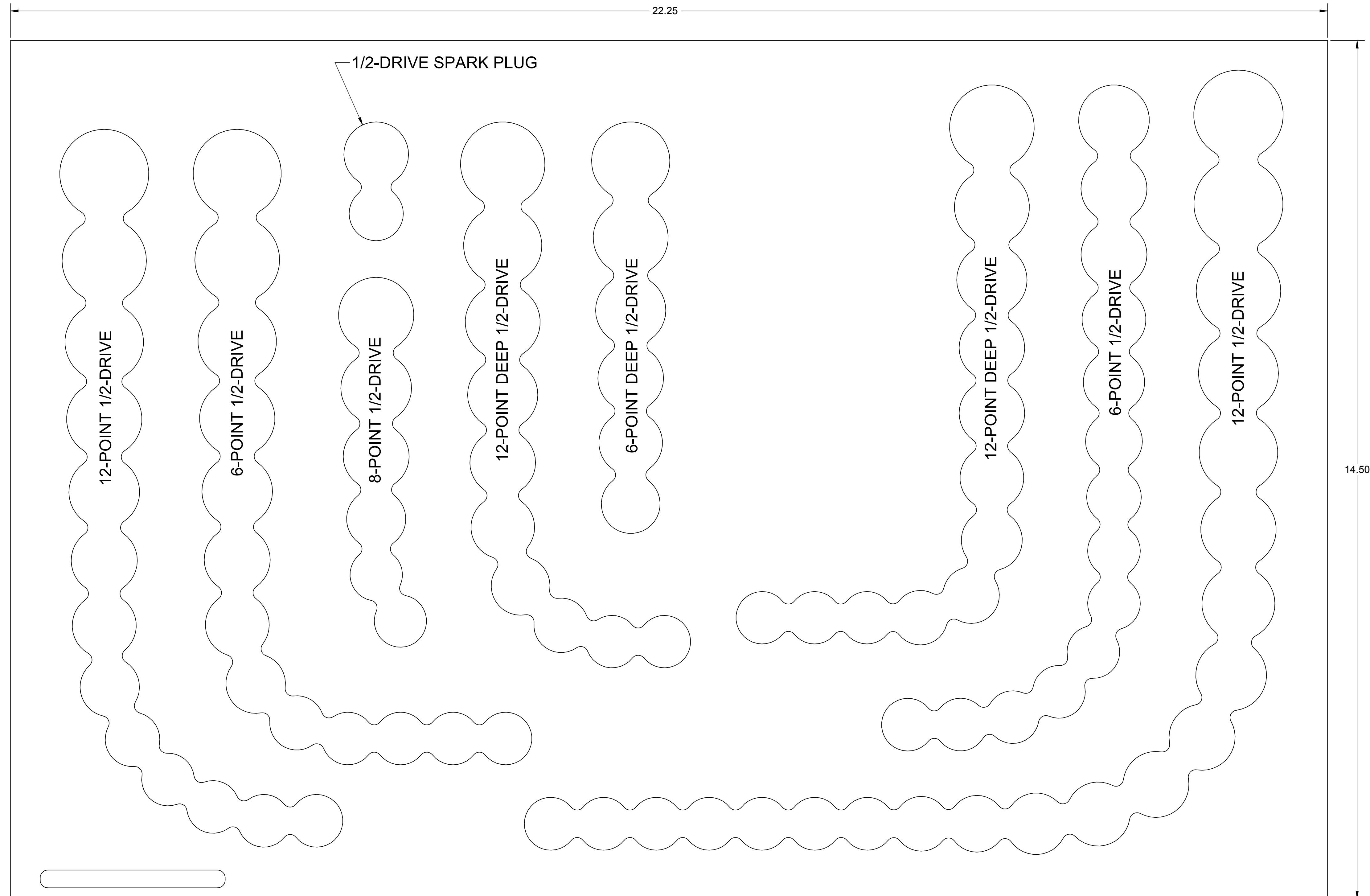
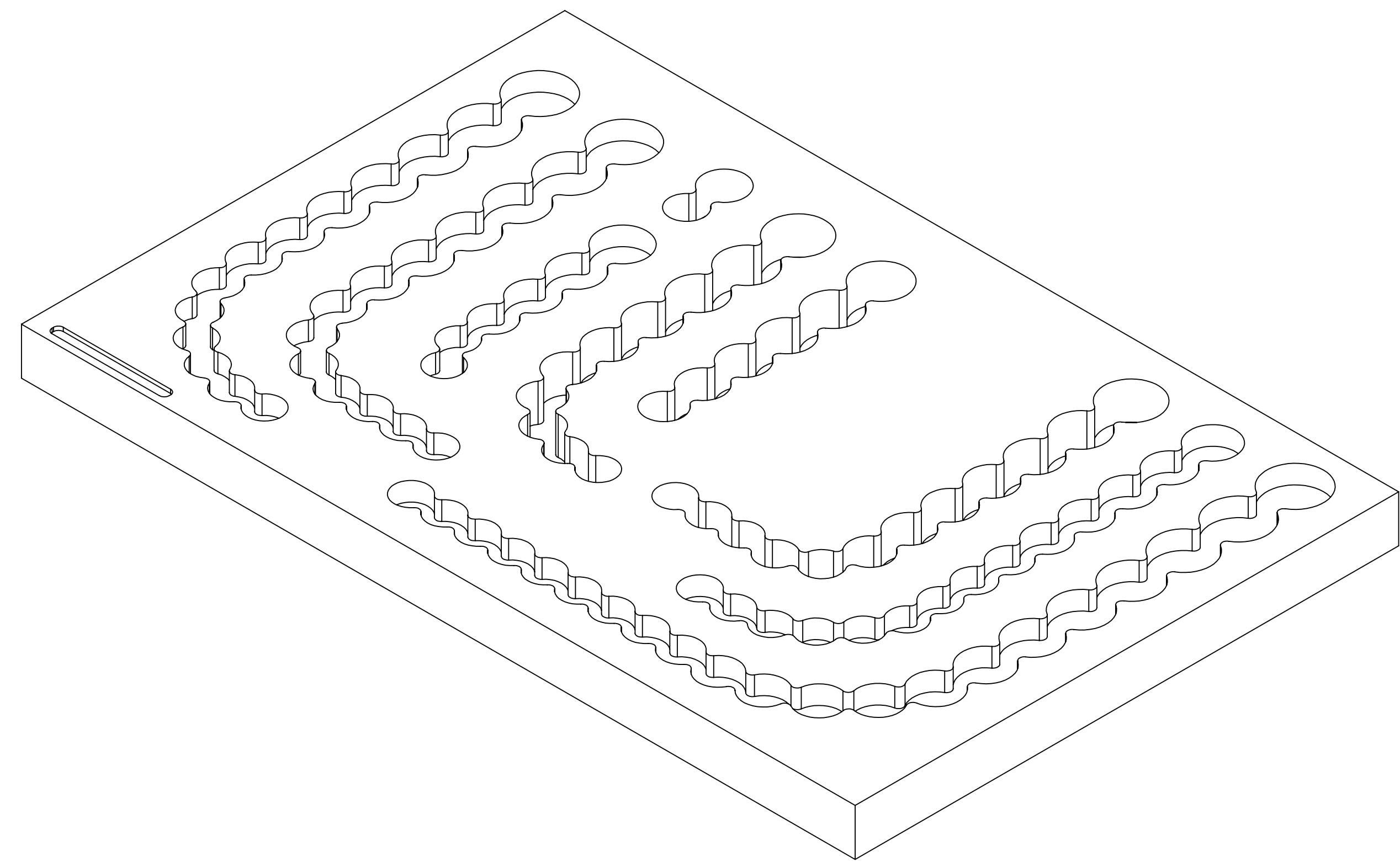
**PRINTING INSTRUCTIONS**

We recommend printing at full-scale to check the fit with your tools before ordering.

**Option 1:** Print this page full-scale on a large-format printer (E-Size, 44 inches X 34 inches).

**Option 2:** Print page 2 - 9 on 8-1/2 X 11 inch paper and assemble.

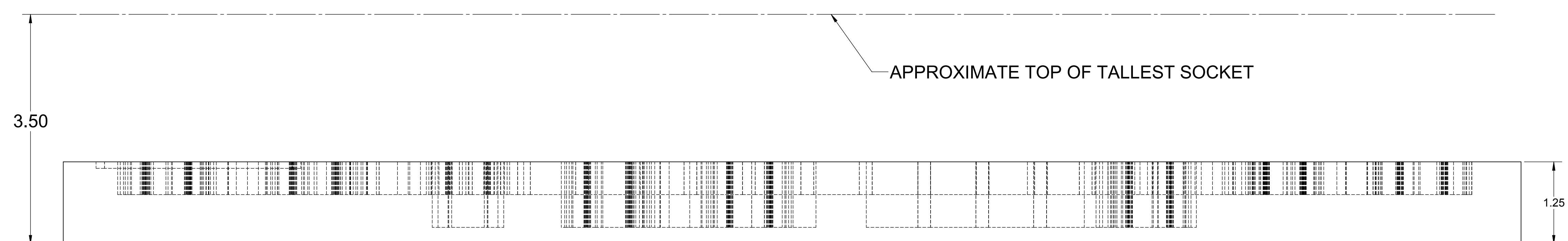
**Thank You!**



1/2-DRIVE INCH SOCKETS

1/2-DRIVE METRIC SOCKETS

**CAUTION  
REQUIRES 4-INCH  
DRAWER HEIGHT**




PART NUMBER  
**F1A-01429**

1.00 IN

PAGE KEY

X									

1.00  
IN



Print on Letter at 100%

DATE CREATED

**16 MAY 2016**

PART NUMBER


**F1A-01429**

1.00 IN

PAGE KEY

X					

1.00  
IN



Print on Letter at 100%

DATE CREATED

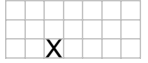
**16 MAY 2016**

PART NUMBER


**F1A-01429**

1.00 IN

PAGE KEY



1.00  
IN



Print on Letter at 100%

DATE CREATED

**16 MAY 2016**

PART NUMBER


**F1A-01429**

1.00 IN

PAGE KEY

		X		

1.00  
IN



Print on Letter at 100%

DATE CREATED  
**16 MAY 2016**

PART NUMBER  
**F1A-01429**


1.00 IN

PAGE KEY

X									
---	--	--	--	--	--	--	--	--	--

1.00 IN

Print on Letter at 100%



DATE CREATED

**16 MAY 2016**

PART NUMBER

**F1A-01429**


1.00 IN

PAGE KEY

X									
---	--	--	--	--	--	--	--	--	--

1.00  
IN

Print on Letter at 100%



DATE CREATED

**16 MAY 2016**

PART NUMBER


**F1A-01429**

← 1.00 IN →

PAGE KEY


↑  
1.00  
IN  
↓

Print on Letter at 100%



DATE CREATED

**16 MAY 2016**

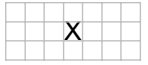
PART NUMBER

**F1A-01429**



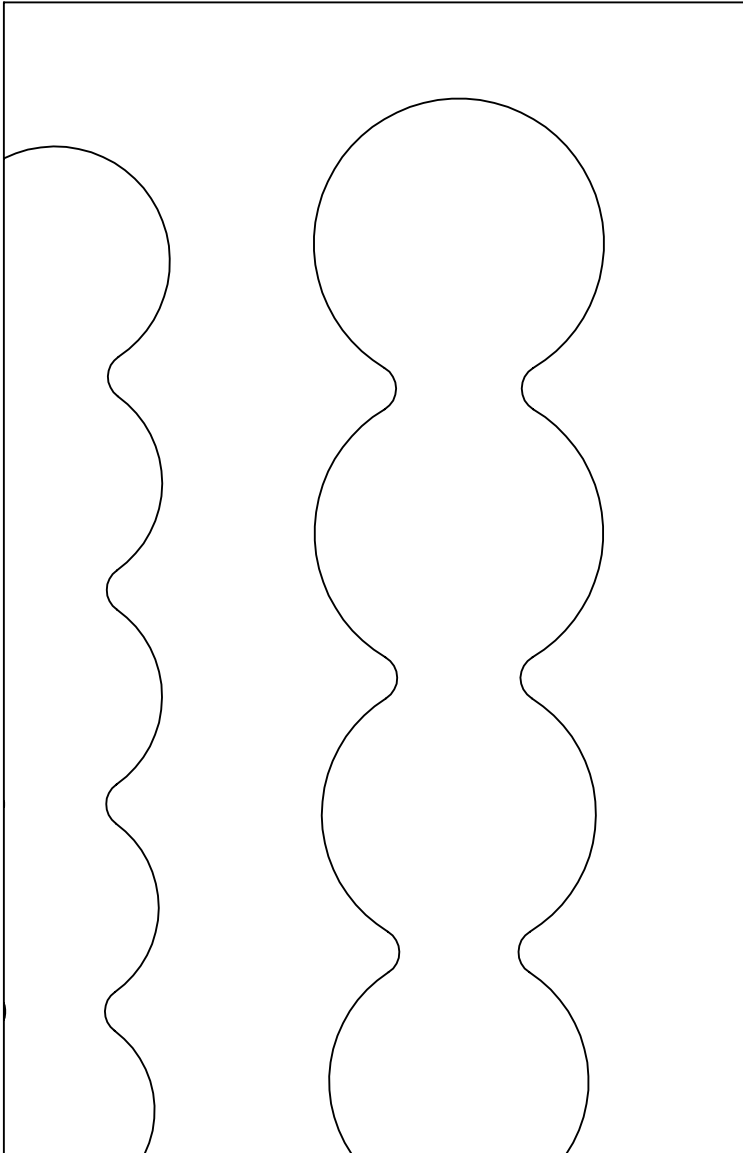
1.00 IN

PAGE KEY



1.00  
IN

Print on Letter at 100%



DATE CREATED

**16 MAY 2016**

PART NUMBER

**F1A-01429**