

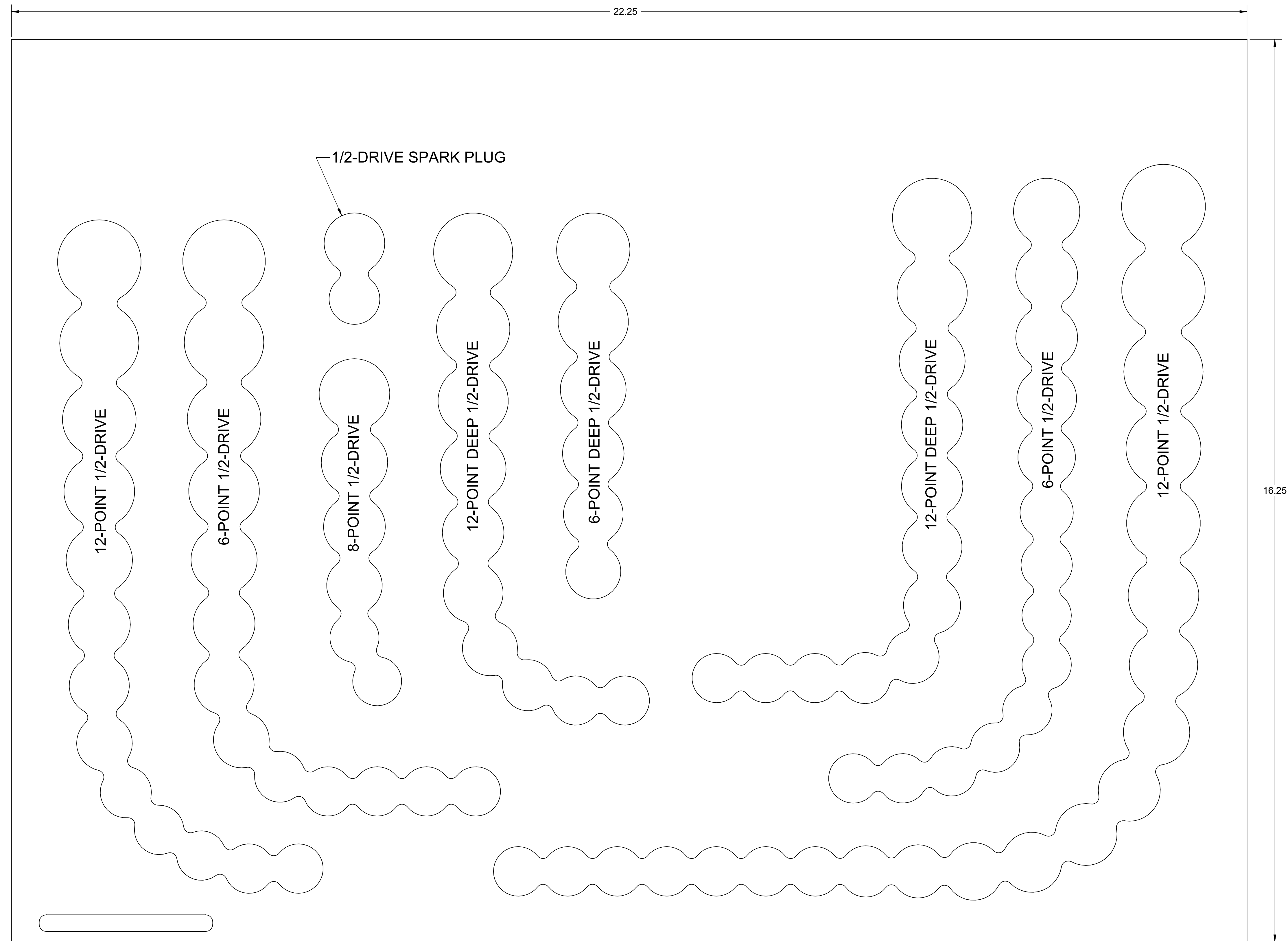
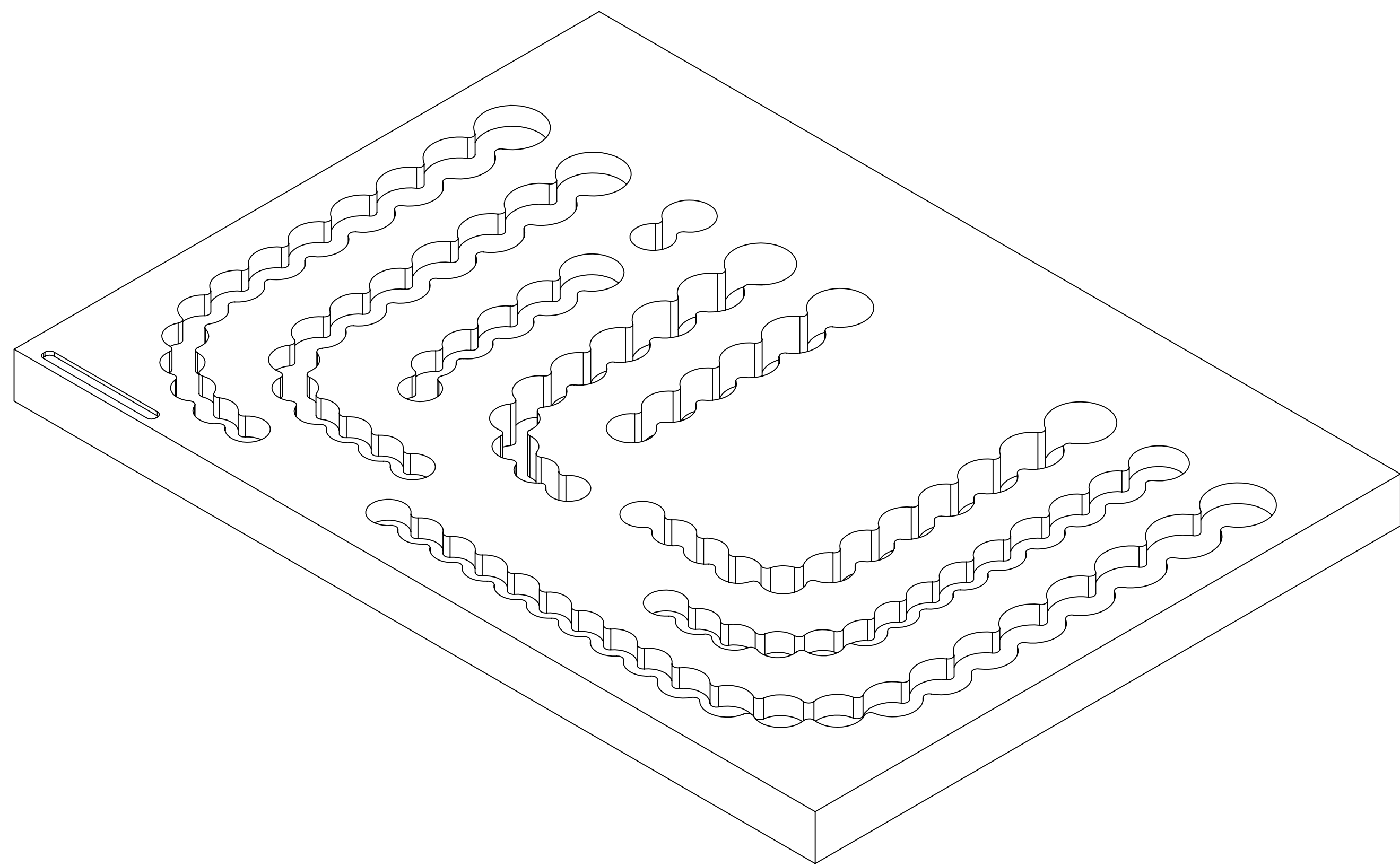
PRINTING INSTRUCTIONS

We recommend printing at full-scale to check the fit with your tools before ordering.

Option 1: Print this page full-scale on a large-format printer (E-Size, 44 inches X 34 inches).

Option 2: Print page 2 - 9 on 8-1/2 X 11 inch paper and assemble.

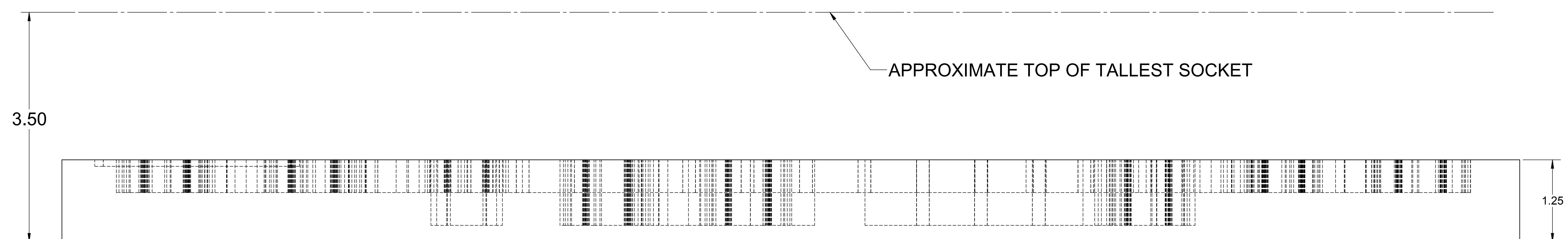
Thank You!



1/2-DRIVE INCH SOCKETS

1/2-DRIVE METRIC SOCKETS

**CAUTION
REQUIRES 4-INCH
DRAWER HEIGHT**




PART NUMBER **F1A-01430**

1.00 IN

PAGE KEY

| | | | | | |
|---|--|--|--|--|--|
| | | | | | |
| X | | | | | |

1.00
IN



Print on Letter at 100%

DATE CREATED

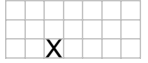
16 MAY 2016

PART NUMBER


F1A-01430

1.00 IN

PAGE KEY



1.00
IN



Print on Letter at 100%

DATE CREATED

16 MAY 2016

PART NUMBER

F1A-01430


1.00 IN

PAGE KEY

| | | | | | | | | | |
|---|--|--|--|--|--|--|--|--|--|
| X | | | | | | | | | |
|---|--|--|--|--|--|--|--|--|--|

1.00 IN

Print on Letter at 100%



PART NUMBER
F1A-01430

DATE CREATED
16 MAY 2016


1.00 IN

PAGE KEY

| | | | | | | | | | |
|---|--|--|--|--|--|--|--|--|--|
| X | | | | | | | | | |
|---|--|--|--|--|--|--|--|--|--|

1.00 IN

Print on Letter at 100%



DATE CREATED
16 MAY 2016


PART NUMBER
F1A-01430

1.00 IN

PAGE KEY

| | | | | | | | | | |
|--|--|--|--|--|--|--|--|---|--|
| | | | | | | | | | |
| | | | | | | | | X | |

1.00 IN



Print on Letter at 100%

DATE CREATED

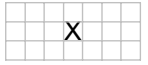
16 MAY 2016

PART NUMBER


F1A-01430

1.00 IN

PAGE KEY



1.00
IN



Print on Letter at 100%

DATE CREATED

16 MAY 2016

PART NUMBER

F1A-01430