

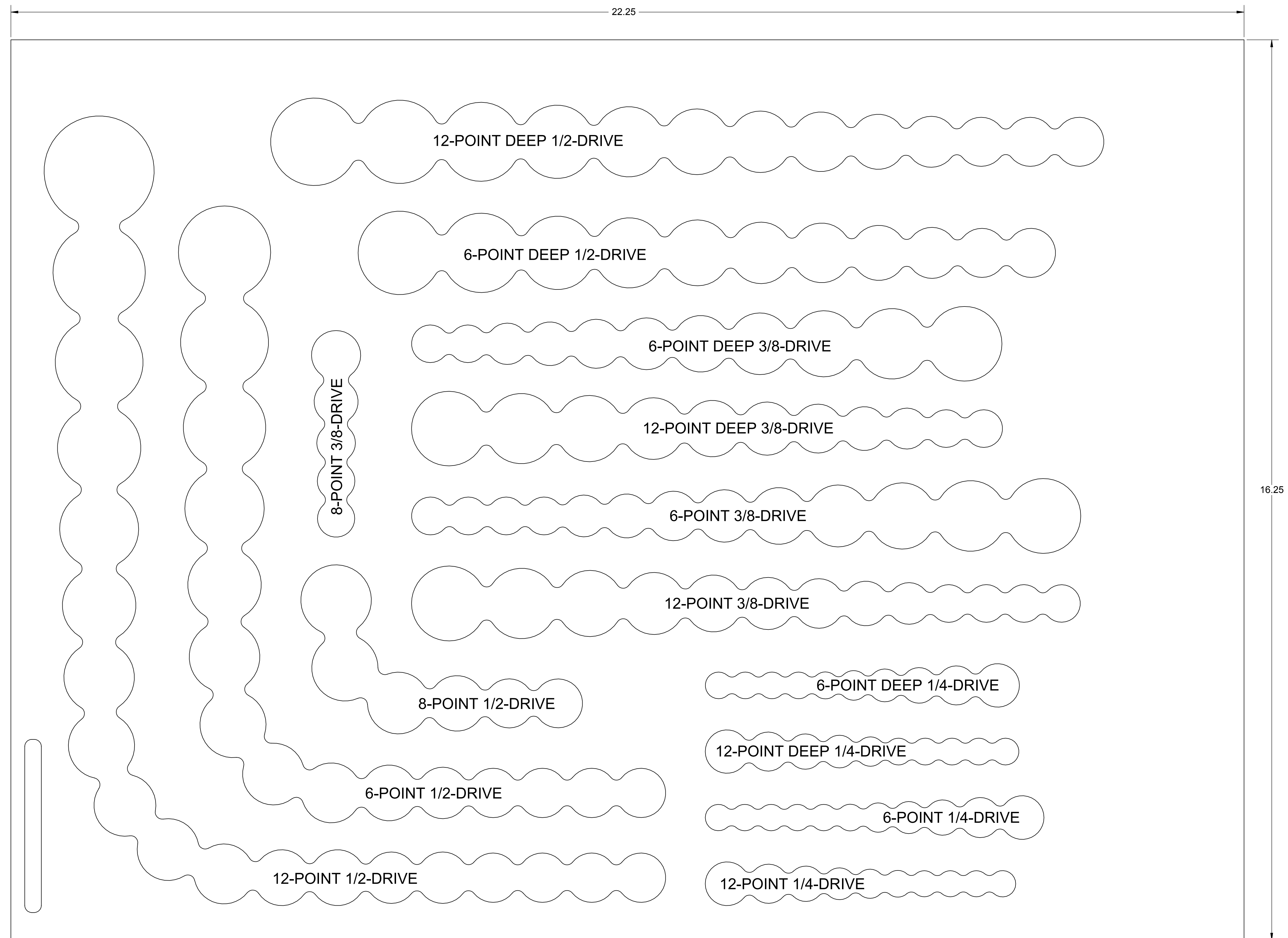
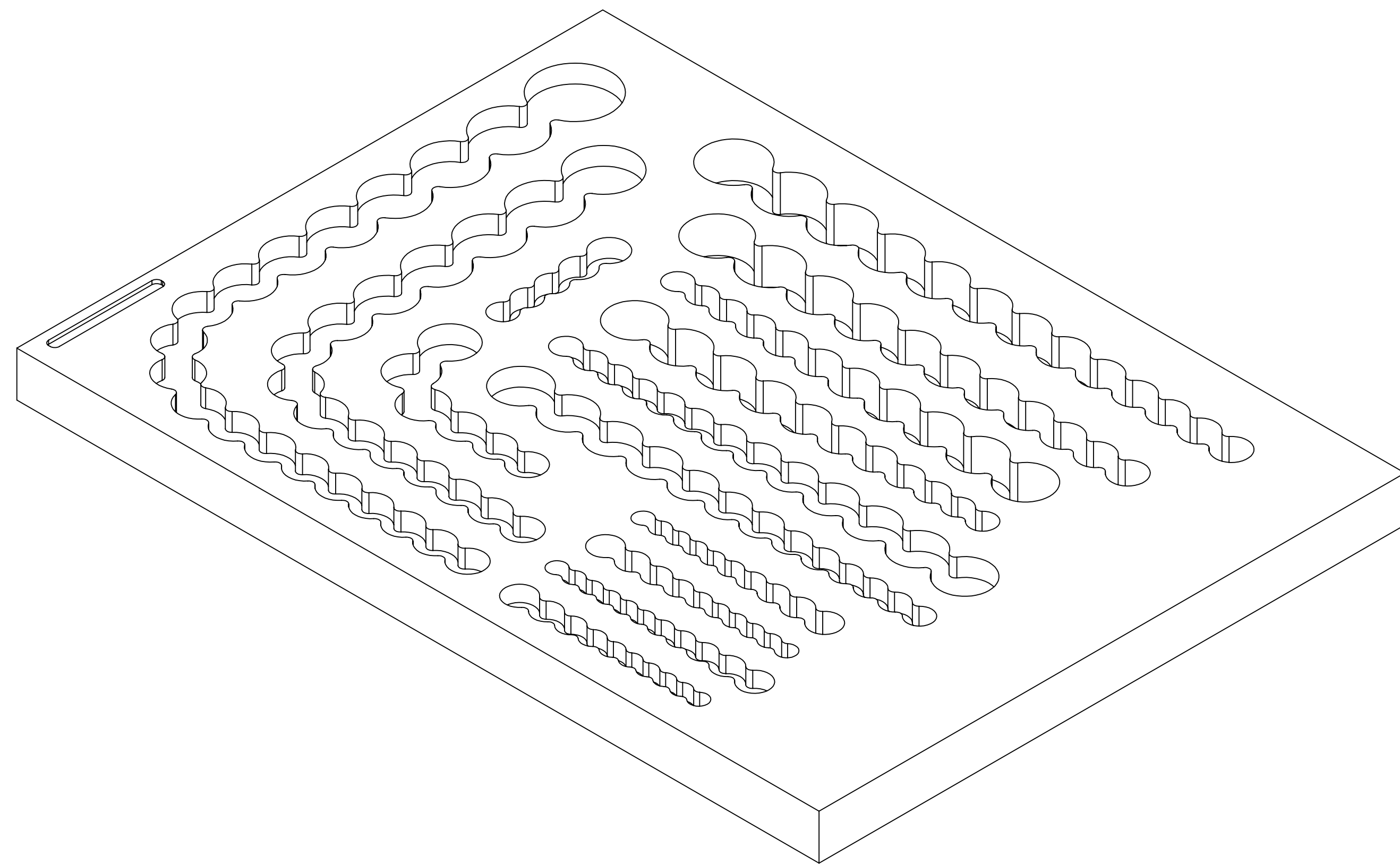
**PRINTING INSTRUCTIONS**

We recommend printing at full-scale to check the fit with your tools before ordering.

**Option 1:** Print this page full-scale on a large-format printer (E-Size, 44 inches X 34 inches).

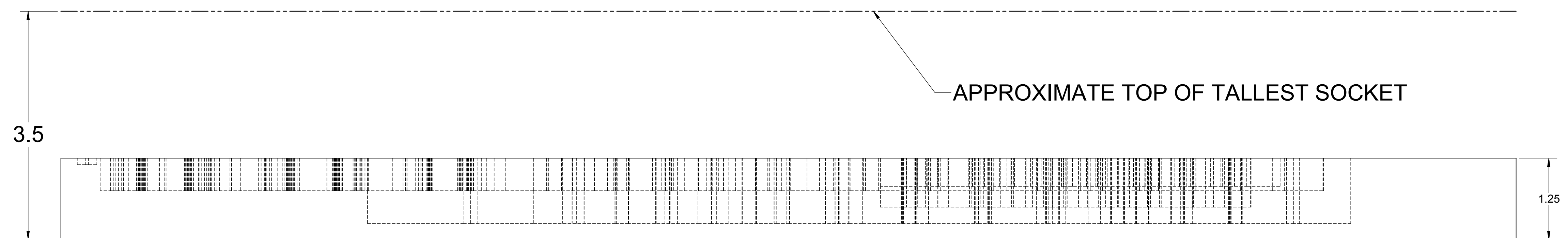
**Option 2:** Print page 2 - 9 on 8-1/2 X 11 inch paper and assemble.

**Thank You!**



**INCH SOCKETS**

**CAUTION**  
SUGGESTED DRAWER HEIGHT  
3.75 MIN




PART NUMBER  
**F1A-01707**

1.00 IN

PAGE KEY

X					

1.00 IN



Print on Letter at 100%

DATE CREATED

**16 JAN 2017**

PART NUMBER

**F1A-01707**


1.00 IN

PAGE KEY

X					

1.00  
IN

Print on Letter at 100%



DATE CREATED

**16 JAN 2017**

PART NUMBER

**F1A-01707**






1.00 IN

PAGE KEY

X					
---	--	--	--	--	--

1.00 IN



Print on Letter at 100%

DATE CREATED

**16 JAN 2017**

PART NUMBER

**F1A-01707**


1.00 IN

PAGE KEY

X									
---	--	--	--	--	--	--	--	--	--

1.00  
IN

Print on Letter at 100%



DATE CREATED

**16 JAN 2017**

PART NUMBER

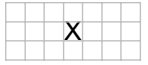
**F1A-01707**






1.00 IN

PAGE KEY



1.00  
IN



Print on Letter at 100%

DATE CREATED

**16 JAN 2017**

PART NUMBER

**F1A-01707**