

**PRINTING INSTRUCTIONS**

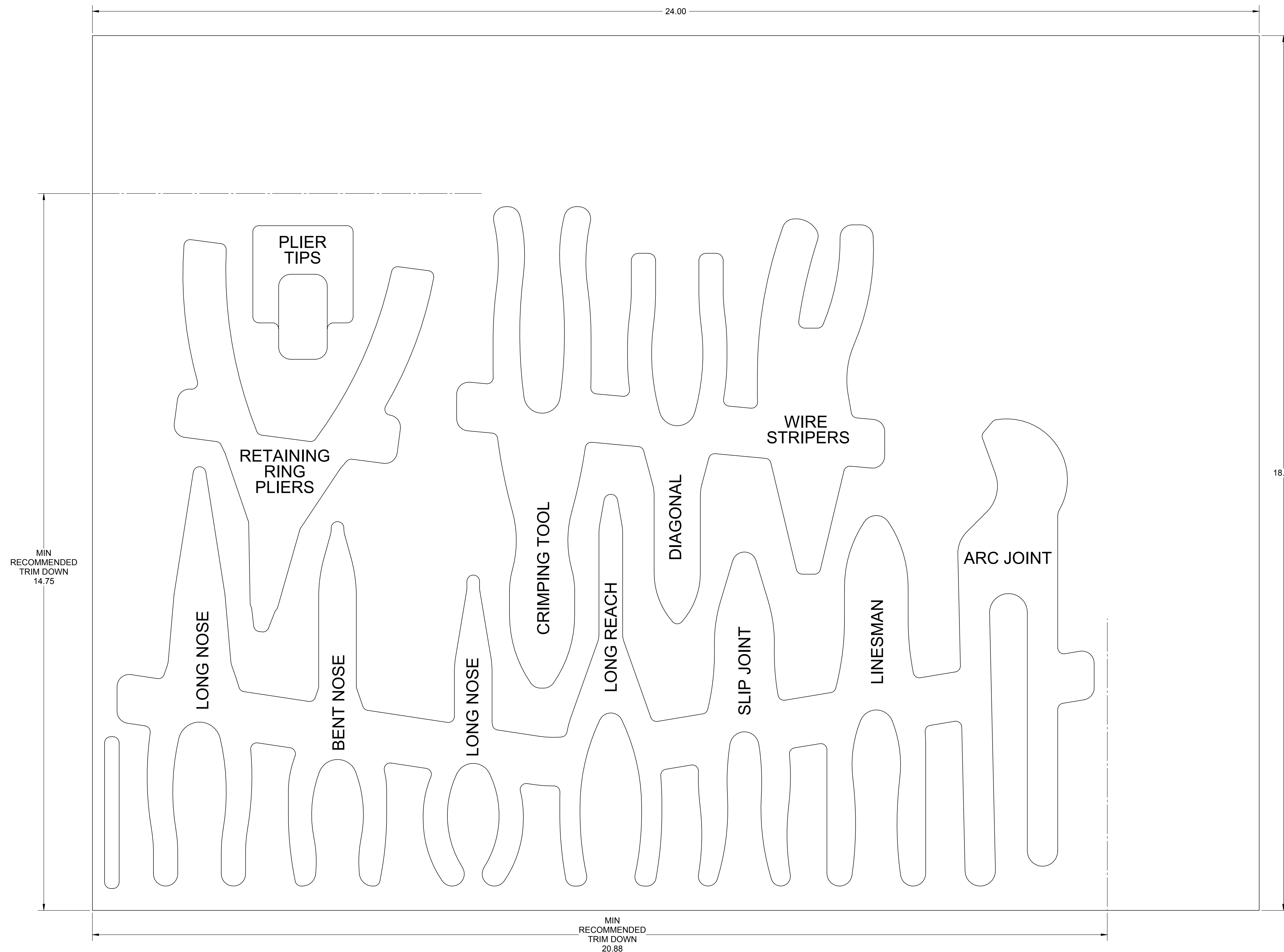
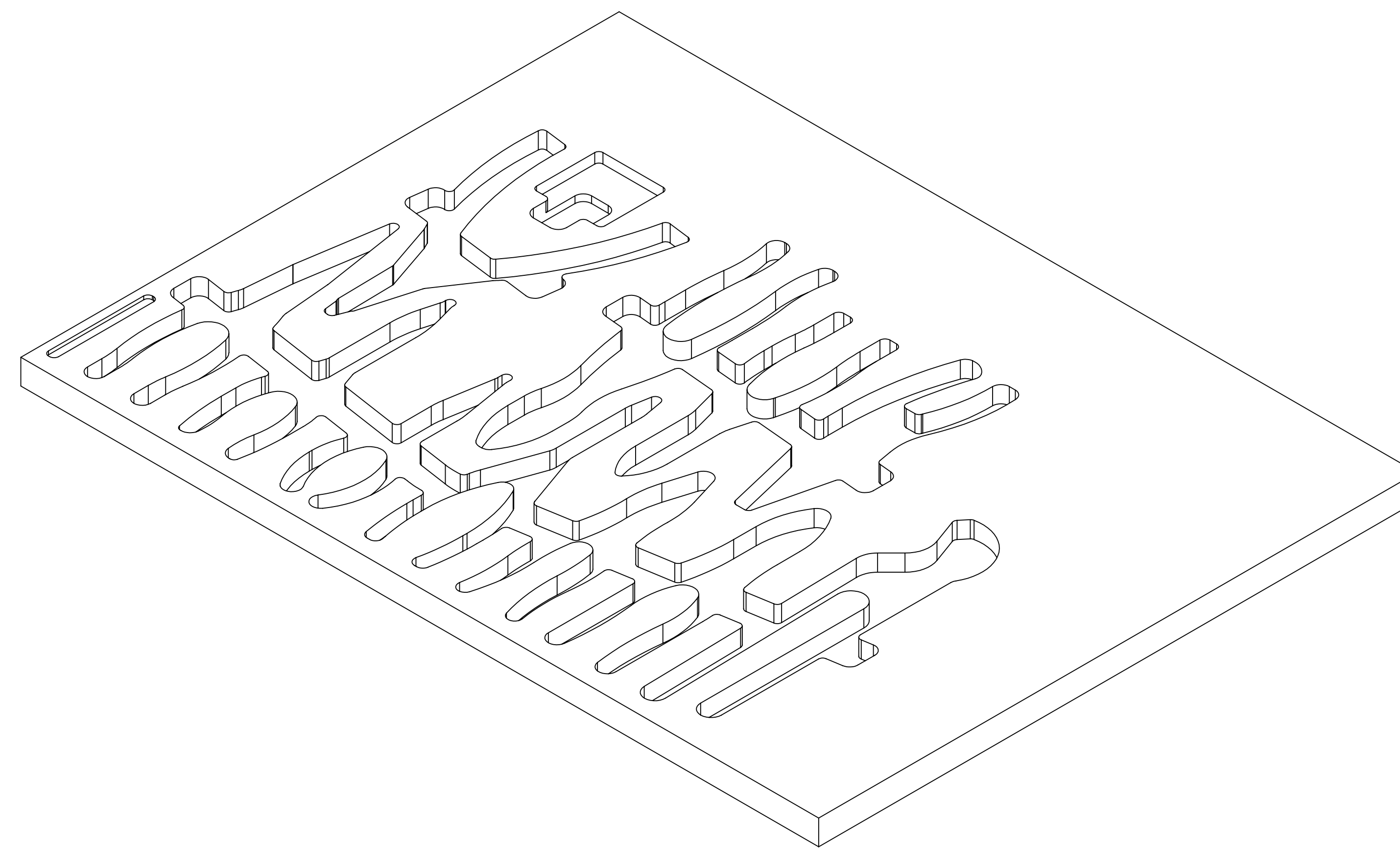
We recommend printing at full-scale to check the fit with your tools before ordering.

**Option 1:** Print this page full-scale on a large-format printer (E-Size, 44 inches X 34 inches).

**Option 2:** Print page 2 - 9 on 8-1/2 X 11 inch paper and assemble.

**Thank You!**

THE INFORMATION CONTAINED ON THIS DRAWING IS THE SOLE PROPERTY OF FOAMFIT TOOLS AND MAY NOT BE USED WITHOUT PERMISSION.  
Copyright 2017 FoamFit Tools



PART NUMBER **F1A-01888**


PART NUMBER

1.00 IN

PAGE KEY



1.00  
IN



Print on Letter at 100%

DATE CREATED

**20 JUL 2017**

PART NUMBER


**F1A-01888**

1.00 IN

PAGE KEY



1.00  
IN



Print on Letter at 100%

DATE CREATED

**20 JUL 2017**

PART NUMBER


**F1A-01888**

1.00 IN

PAGE KEY



1.00 IN



Print on Letter at 100%

DATE CREATED

**20 JUL 2017**

PART NUMBER

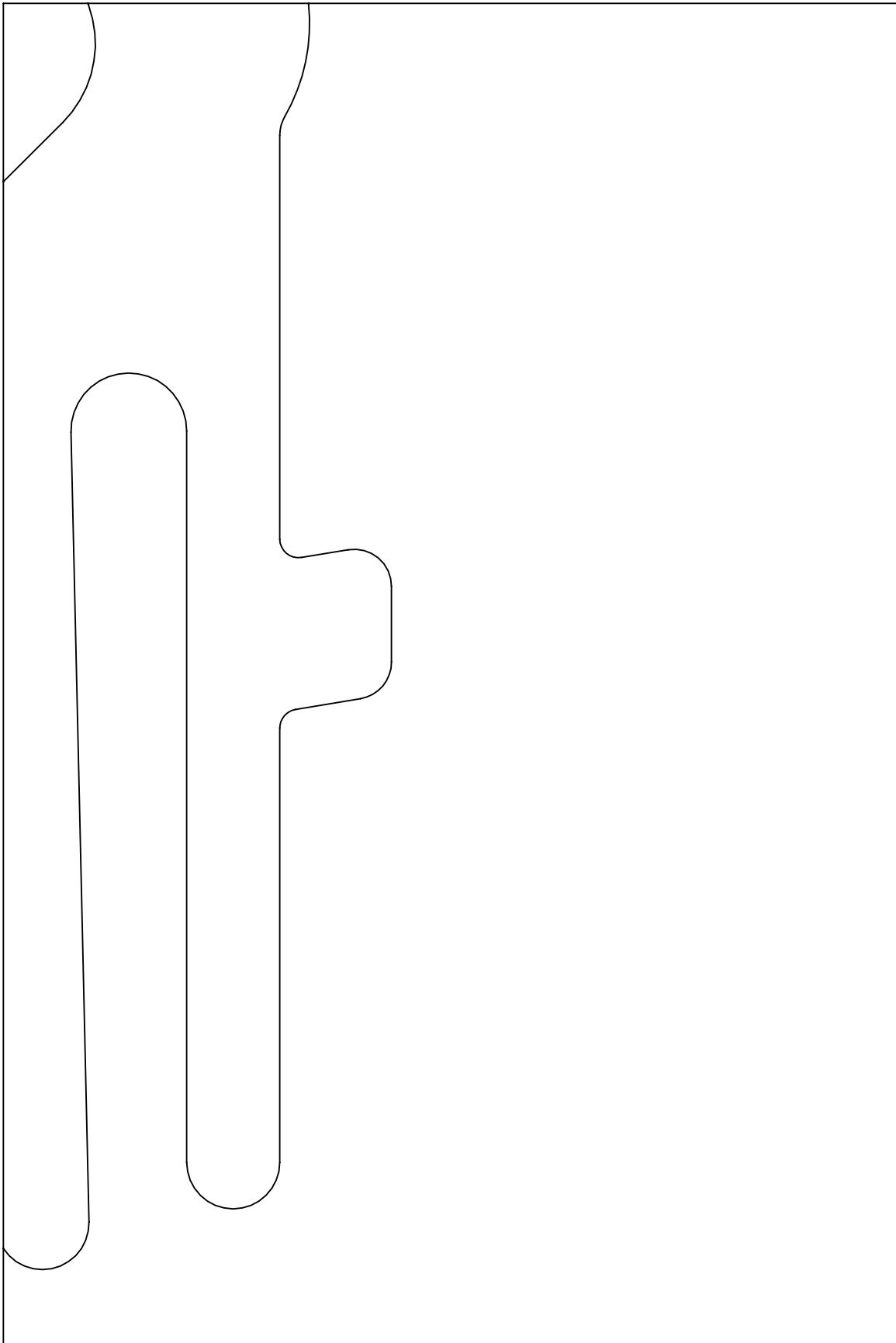
**F1A-01888**

1.00 IN

PAGE KEY



1.00  
IN



Print on Letter at 100%

DATE CREATED

**20 JUL 2017**

PART NUMBER

**F1A-01888**


1.00 IN

PAGE KEY



1.00  
IN

Print on Letter at 100%



DATE CREATED  
**20 JUL 2017**

PART NUMBER  
**F1A-01888**


1.00 IN

PAGE KEY



1.00  
IN

Print on Letter at 100%



DATE CREATED

**20 JUL 2017**

PART NUMBER

**F1A-01888**


1.00 IN

PAGE KEY



1.00  
IN

Print on Letter at 100%



DATE CREATED  
**20 JUL 2017**

PART NUMBER  
**F1A-01888**



1.00 IN

PAGE KEY



1.00  
IN

Print on Letter at 100%



DATE CREATED

**20 JUL 2017**

PART NUMBER

**F1A-01888**