

PRINTING INSTRUCTIONS


We recommend printing at full-scale to check the fit with your tools before ordering.

Option 1: Print this page full-scale on a large-format printer (D-Size, 34 inches X 22 inches).

Option 2: Print page 2 - 13 on 8-1/2 X 11 inch paper and assemble.

Thank You!

THE INFORMATION CONTAINED ON THIS DRAWING IS THE SOLE PROPERTY OF FOAMFIT TOOLS AND MAY NOT BE USED WITHOUT PERMISSION.
Copyright 2010 FoamFit Tools




1.00 IN

PAGE KEY



1.00
IN



Print on Letter at 100%

DATE CREATED

07 NOV 2010

PART NUMBER


F1M-00125

1.00 IN

PAGE KEY



1.00
IN



Print on Letter at 100%

DATE CREATED

07 NOV 2010

PART NUMBER


F1M-00125

1.00 IN

PAGE KEY



1.00
IN



Print on Letter at 100%

DATE CREATED

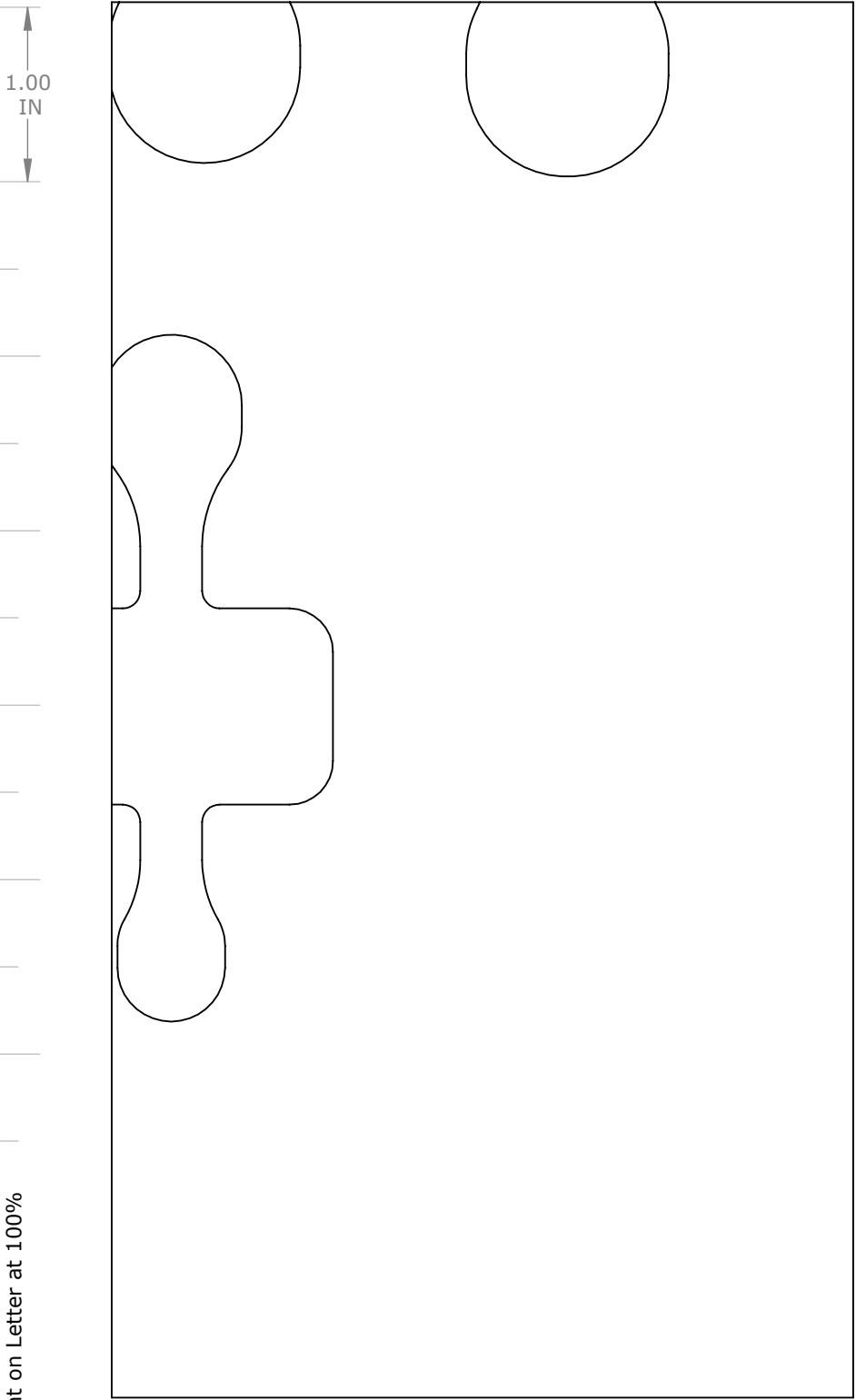
07 NOV 2010

PART NUMBER

F1M-00125

1.00 IN

PAGE KEY



Print on Letter at 100%


| | |
|------------------|--------------------|
| PART NUMBER | DATE CREATED |
| F1M-00125 | 07 NOV 2010 |

1.00 IN

PAGE KEY



1.00
IN



DATE CREATED

07 NOV 2010

PART NUMBER

F1M-00125


Print on Letter at 100%

1.00 IN

PAGE KEY



1.00
IN



Print on Letter at 100%

DATE CREATED
07 NOV 2010


PART NUMBER
F1M-00125

1.00 IN

PAGE KEY



1.00
IN



Print on Letter at 100%

DATE CREATED

07 NOV 2010

PART NUMBER


F1M-00125

1.00 IN

PAGE KEY



1.00
IN



Print on Letter at 100%

DATE CREATED
07 NOV 2010

PART NUMBER
F1M-00125


1.00 IN

PAGE KEY



1.00
IN

Print on Letter at 100%



DATE CREATED
07 NOV 2010

PART NUMBER
F1M-00125


1.00 IN

PAGE KEY



1.00
IN

Print on Letter at 100%



DATE CREATED
07 NOV 2010

PART NUMBER
F1M-00125


1.00 IN

PAGE KEY



1.00
IN

Print on Letter at 100%



DATE CREATED
07 NOV 2010

PART NUMBER
F1M-00125


1.00 IN

PAGE KEY



1.00
IN

Print on Letter at 100%



DATE CREATED
07 NOV 2010

PART NUMBER
F1M-00125