

PRINTING INSTRUCTIONS

We recommend printing at full-scale to check the fit with your tools before ordering.

Option 1: Print this page full-scale on a large-format printer (D-Size, 34 inches X 22 inches).

Option 2: Print page 2 - 9 on 8-1/2 X 11 inch paper and assemble.

Thank You!

THE INFORMATION CONTAINED ON THIS DRAWING IS THE SOLE PROPERTY OF FOAMFIT TOOLS AND MAY NOT BE USED WITHOUT PERMISSION.
Copyright 2012 FoamFit Tools

5.00
IN

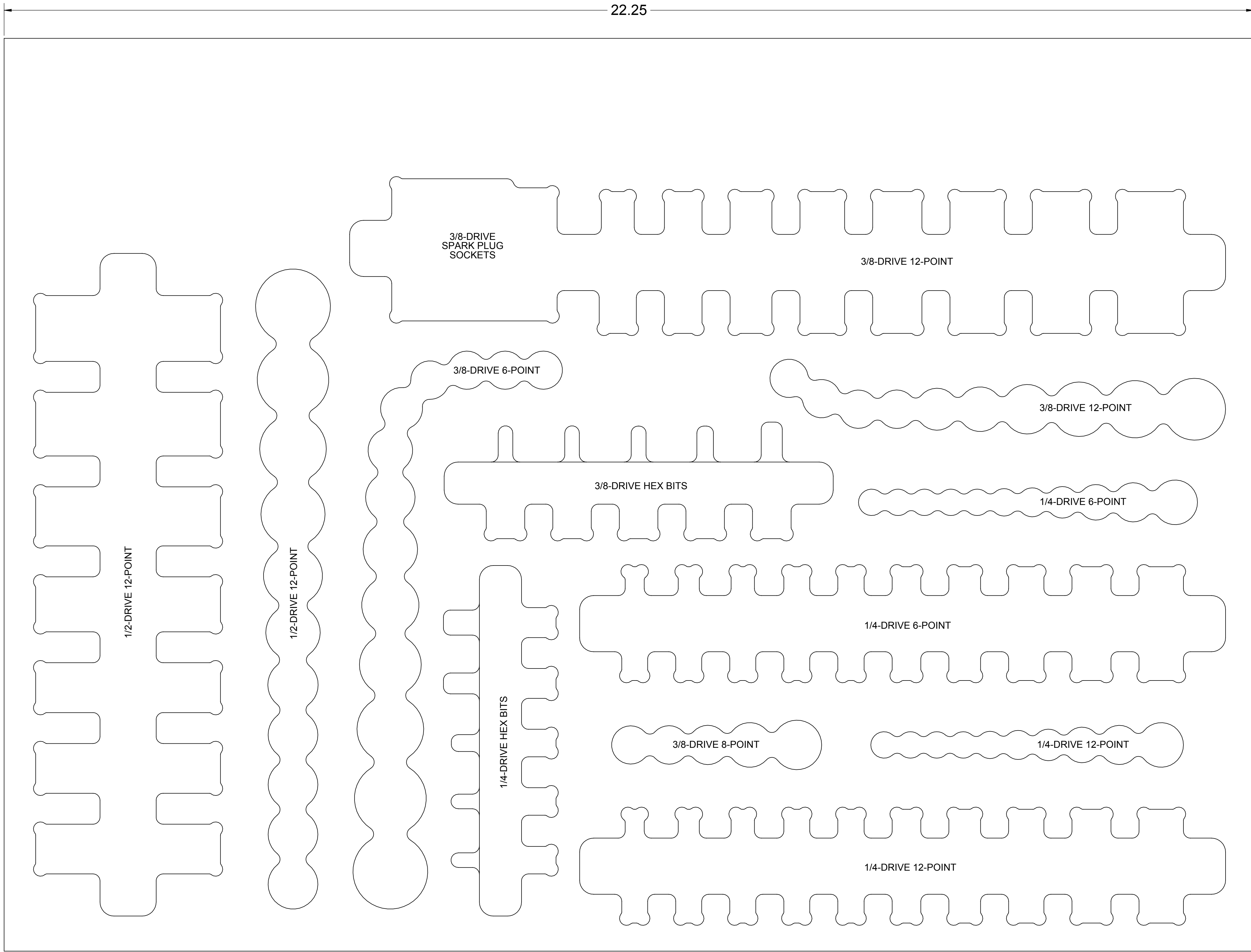
22.25

4.00
IN

16.25

PART NUMBER
F1M-00449

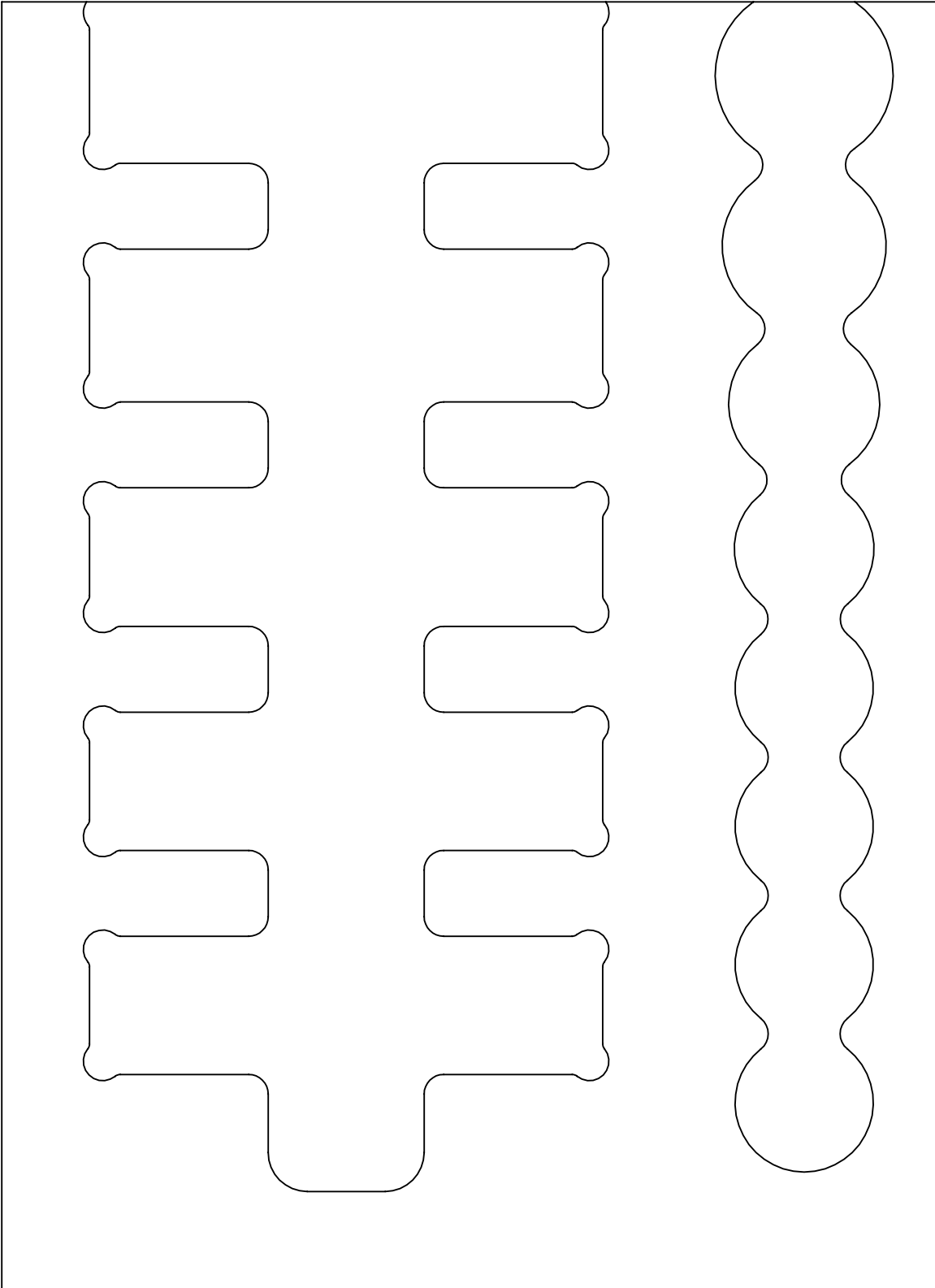
INCH SOCKETS OF
309 PIECE
MECHANICS TOOL SET



Print on Letter at 100%

1.00
IN

1.00 IN



PAGE KEY



DATE CREATED

23 DEC 2012


PART NUMBER

F1M-00449

Print on Letter at 100%

1.00
IN

1.00 IN



PAGE KEY



DATE CREATED

23 DEC 2012

PART NUMBER


F1M-00449

← 1.00 IN →

PAGE KEY



1.00
IN



Print on Letter at 100%

DATE CREATED

23 DEC 2012

PART NUMBER


F1M-00449

← 1.00 IN →

PAGE KEY



1.00
IN



Print on Letter at 100%

DATE CREATED

23 DEC 2012

PART NUMBER


F1M-00449

1.00 IN

PAGE KEY



1.00
IN



Print on Letter at 100%

DATE CREATED

23 DEC 2012

PART NUMBER


F1M-00449

← 1.00 IN →

PAGE KEY



↑ 1.00 IN ↓



Print on Letter at 100%

DATE CREATED

23 DEC 2012

PART NUMBER


F1M-00449

← 1.00 IN →

PAGE KEY



↑ 1.00 IN ↓



Print on Letter at 100%

DATE CREATED

23 DEC 2012

PART NUMBER


F1M-00449

← 1.00 IN →

PAGE KEY



1.00
IN



Print on Letter at 100%

DATE CREATED

23 DEC 2012

PART NUMBER

F1M-00449