

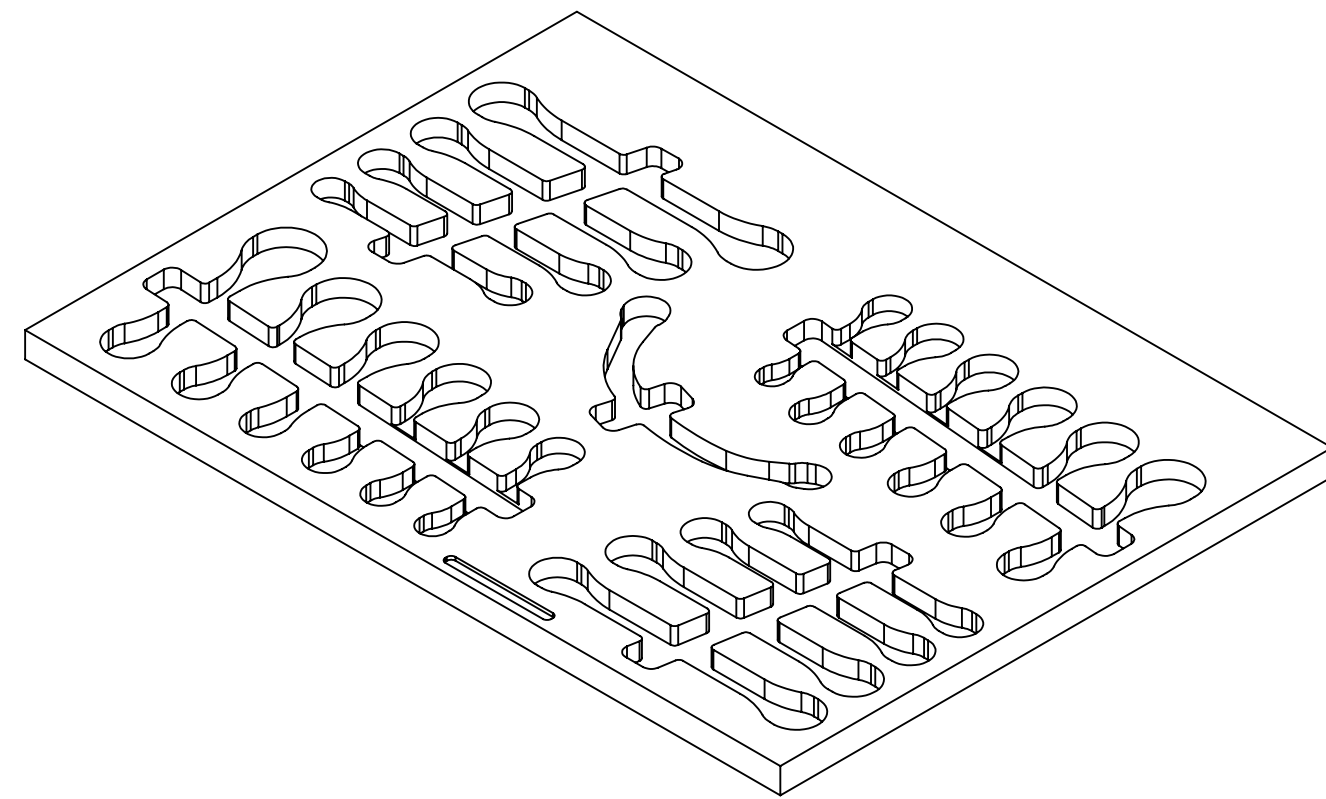
**PRINTING INSTRUCTIONS**

We recommend printing at full-scale to check the fit with your tools before ordering.

**Option 1:** Print this page full-scale on a large-format printer (D-Size, 34 inches X 22 inches).

**Option 2:** Print page 2 - 9 on 8-1/2 X 11 inch paper and assemble.

**Thank You!**



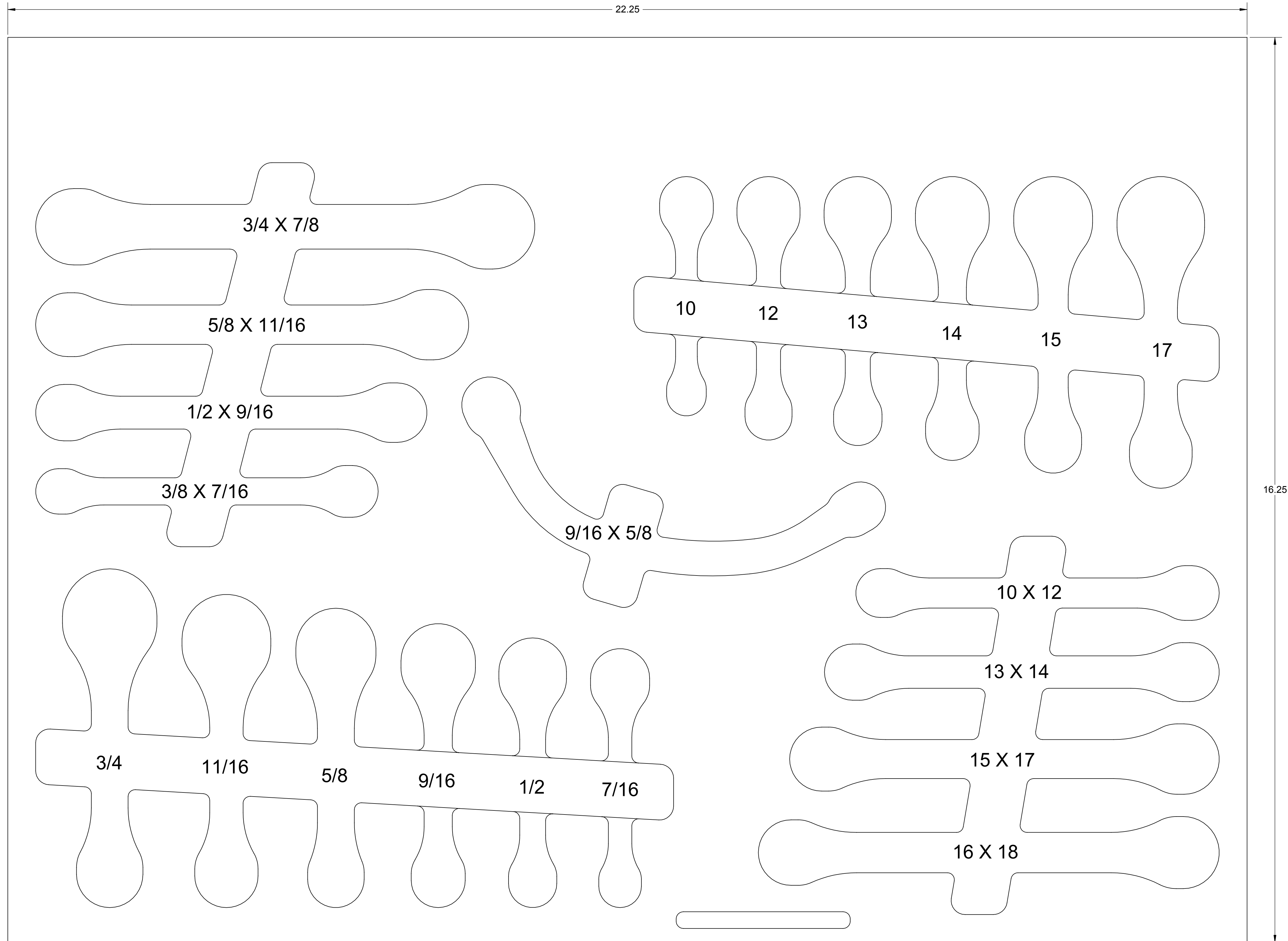
5.00 IN

22.25

4.00 IN

16.25

**THE INFORMATION CONTAINED ON THIS DRAWING IS THE SOLE PROPERTY OF FOAMFIT TOOLS AND MAY NOT BE USED WITHOUT PERMISSION. Copyright 2016 FoamFit Tools**




**PART NUMBER F1M-01436**

Print on Letter at 100%

1.00  
IN

1.00 IN



PAGE KEY



DATE CREATED

**16 MAY 2016**

PART NUMBER


**F1M-01436**

1.00 IN

PAGE KEY



1.00 IN



Print on Letter at 100%

DATE CREATED

**16 MAY 2016**


PART NUMBER

**F1M-01436**

Print on Letter at 100%

1.00  
IN

1.00 IN



PAGE KEY



DATE CREATED

**16 MAY 2016**

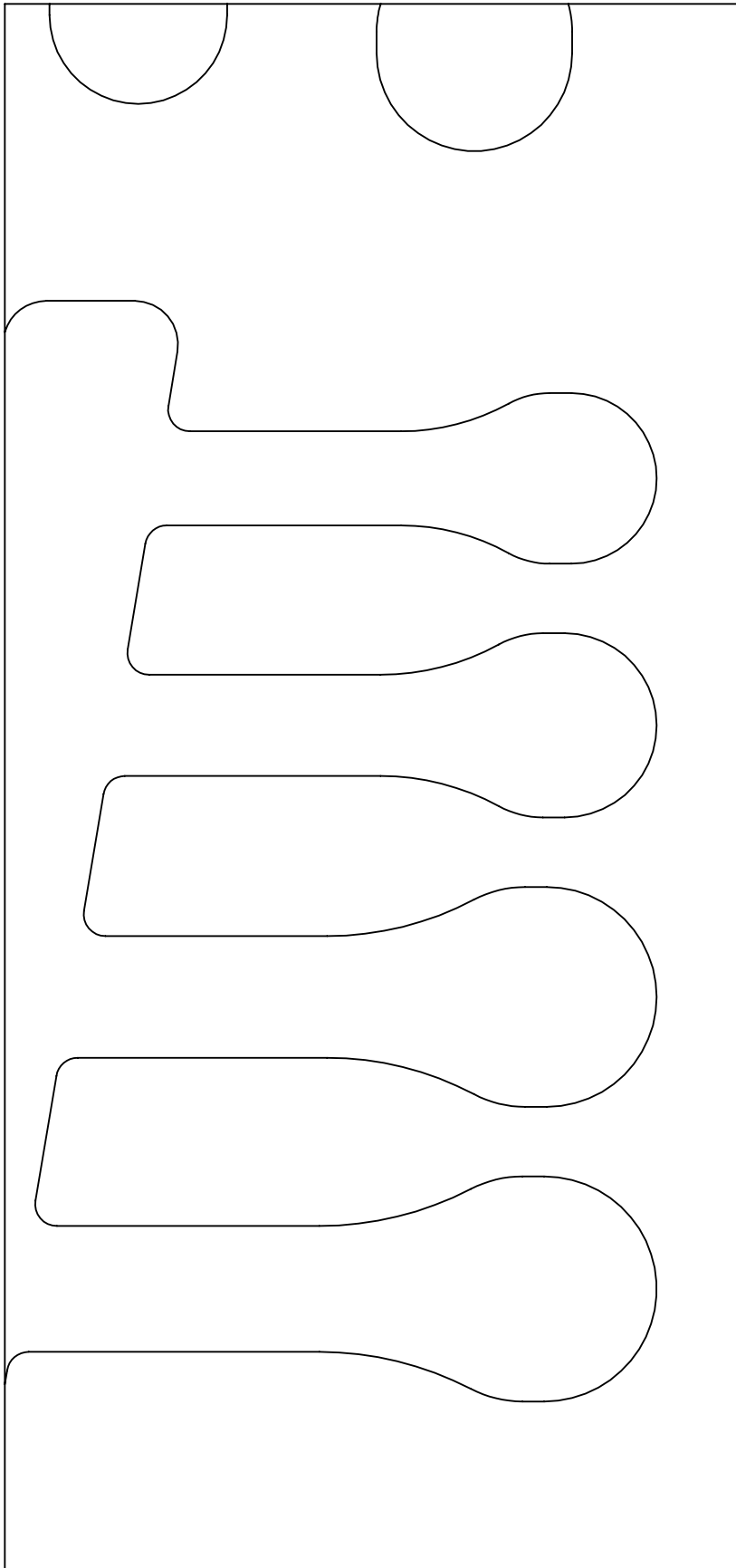
PART NUMBER

**F1M-01436**

Print on Letter at 100%

1.00  
IN

1.00 IN



PAGE KEY



DATE CREATED

**16 MAY 2016**

PART NUMBER

**F1M-01436**


1.00 IN

PAGE KEY



1.00  
IN

Print on Letter at 100%



DATE CREATED

**16 MAY 2016**

PART NUMBER

**F1M-01436**


1.00 IN

PAGE KEY



1.00  
IN

Print on Letter at 100%



DATE CREATED

**16 MAY 2016**

PART NUMBER

**F1M-01436**


1.00 IN

PAGE KEY



1.00  
IN

Print on Letter at 100%



DATE CREATED

**16 MAY 2016**

PART NUMBER

**F1M-01436**




1.00 IN

PAGE KEY



1.00  
IN

Print on Letter at 100%



DATE CREATED

**16 MAY 2016**

PART NUMBER

**F1M-01436**