

**PRINTING INSTRUCTIONS**

We recommend printing at full-scale to check the fit with your tools before ordering.

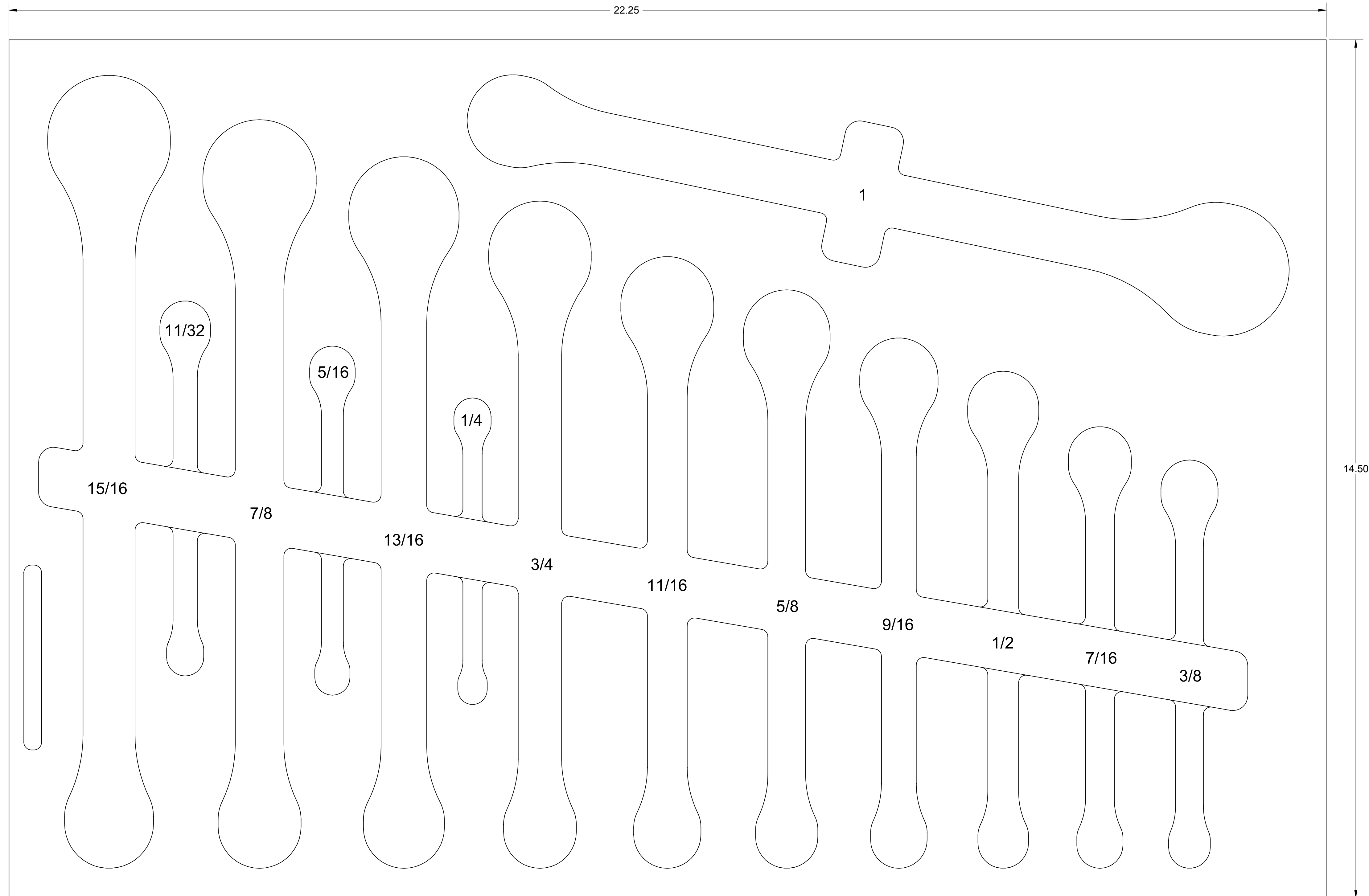
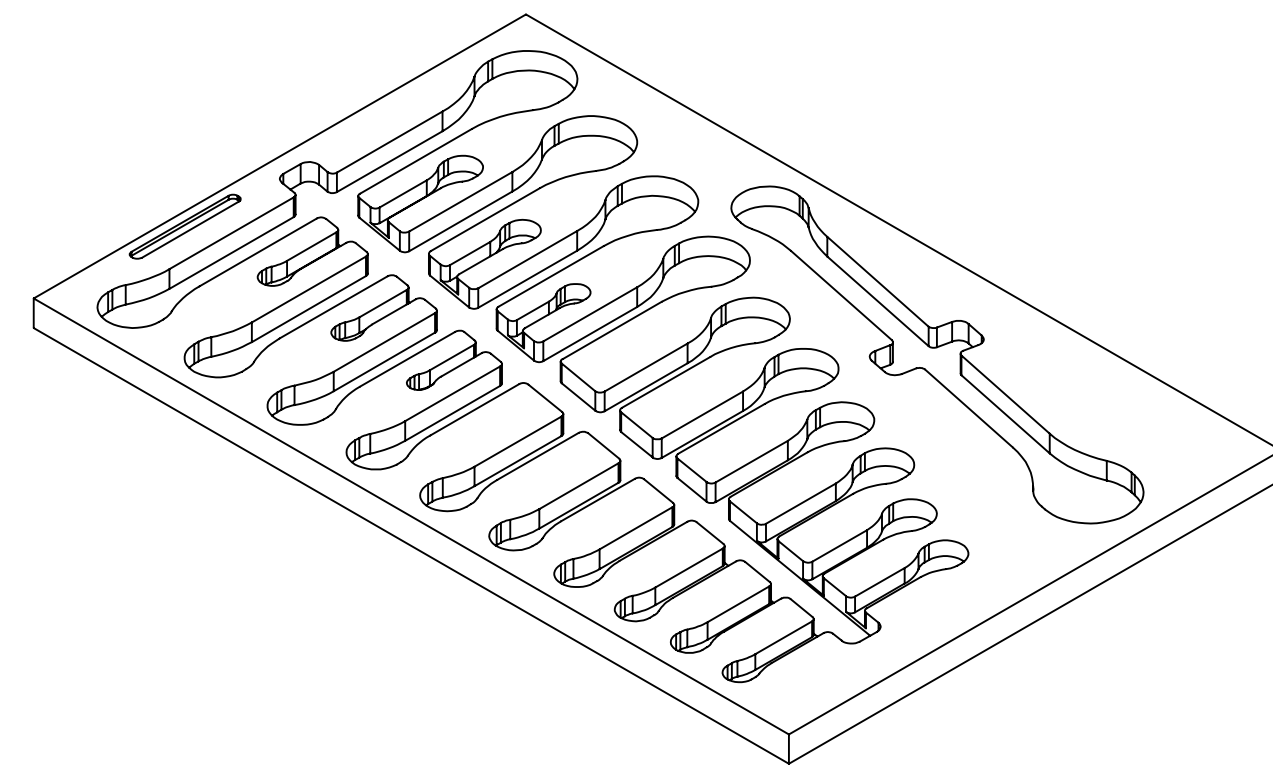
**Option 1:** Print this page full-scale on a large-format printer (D-Size, 34 inches X 22 inches).

**Option 2:** Print page 2 - 9 on 8-1/2 X 11 inch paper and assemble.

**Thank You!**

5.00  
IN

**THE INFORMATION CONTAINED ON THIS DRAWING IS THE SOLE PROPERTY OF FOAMFIT TOOLS AND MAY NOT BE USED WITHOUT PERMISSION.  
Copyright 2016 FoamFit Tools**




**PART NUMBER**  
**F1M-01445**

Print on Letter at 100%

1.00  
IN

1.00 IN



PAGE KEY

X									
---	--	--	--	--	--	--	--	--	--


PART NUMBER  
**F1M-01445**

DATE CREATED  
**17 MAY 2016**


Print on Letter at 100%

1.00  
IN

1.00 IN



PAGE KEY



DATE CREATED

**17 MAY 2016**


PART NUMBER

**F1M-01445**

Print on Letter at 100%

1.00 IN

1.00  
IN



PAGE KEY



DATE CREATED

**17 MAY 2016**

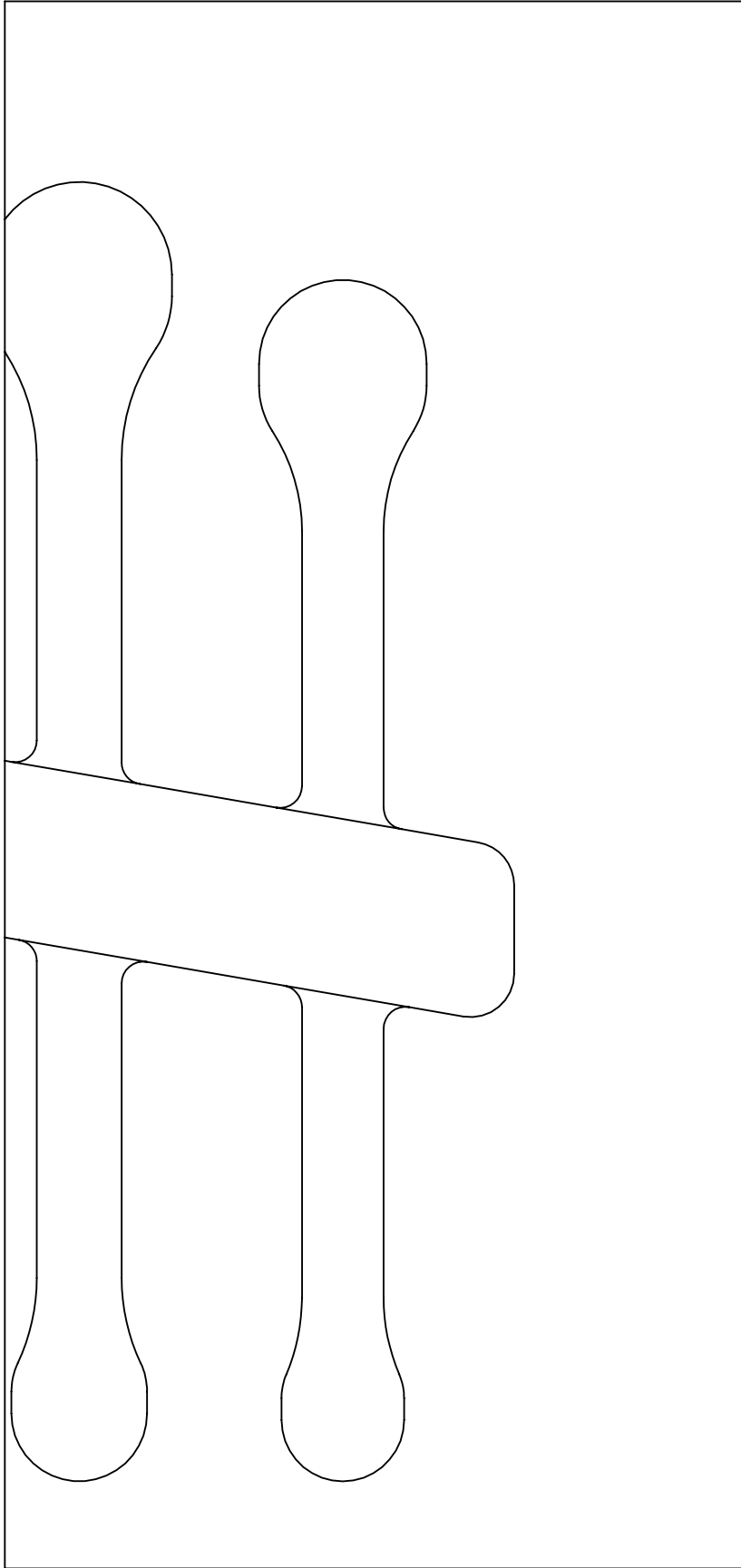
PART NUMBER

**F1M-01445**

Print on Letter at 100%

1.00 IN

1.00 IN



PAGE KEY



DATE CREATED

**17 MAY 2016**

PART NUMBER

**F1M-01445**

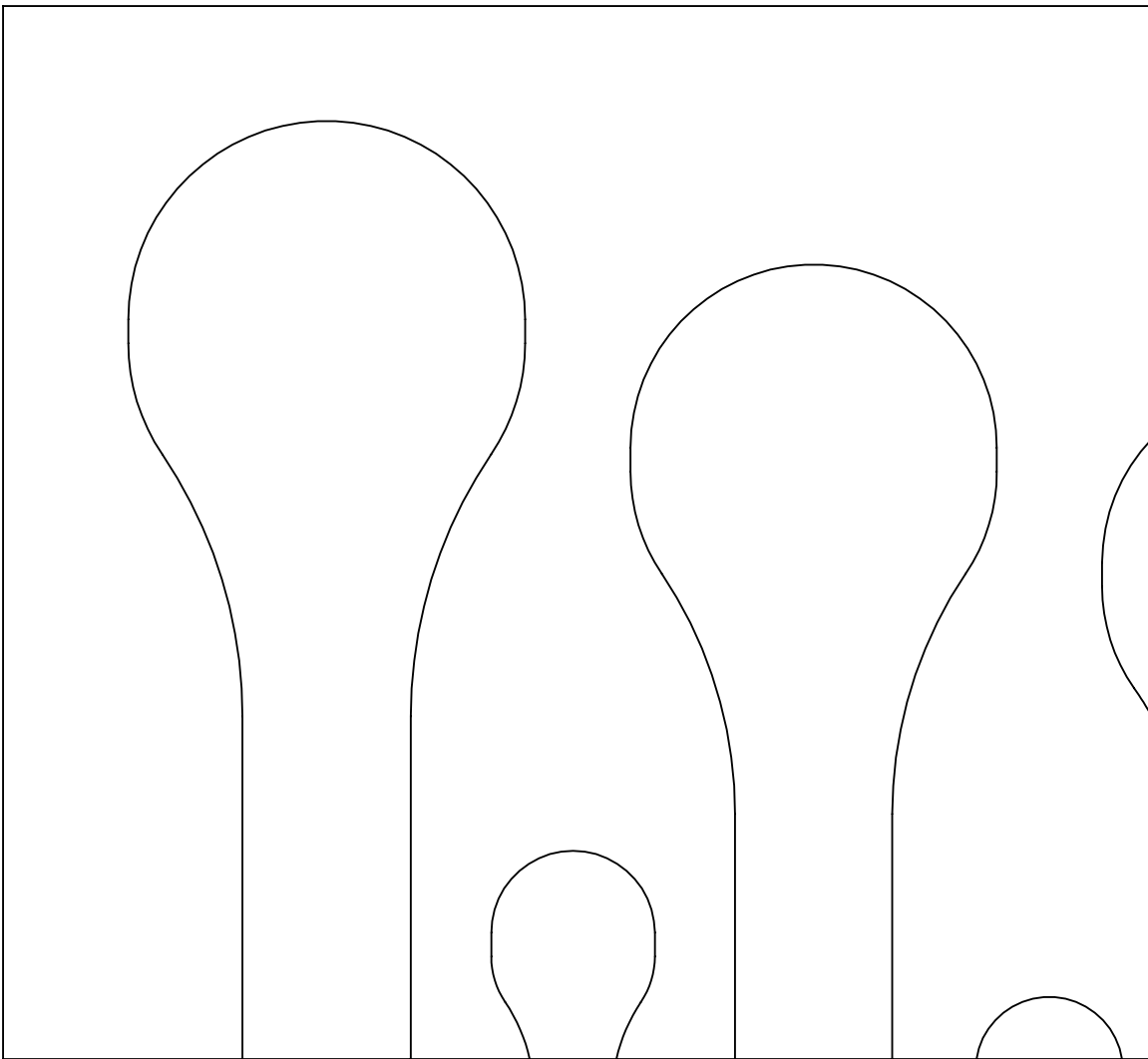
1.00 IN

PAGE KEY

X									
---	--	--	--	--	--	--	--	--	--

1.00  
IN

Print on Letter at 100%




DATE CREATED  
**17 MAY 2016**

PART NUMBER  
**F1M-01445**


1.00 IN

PAGE KEY



1.00  
IN

Print on Letter at 100%



DATE CREATED

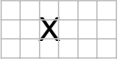
**17 MAY 2016**

PART NUMBER

**F1M-01445**


← 1.00 IN →

PAGE KEY



↑  
1.00  
IN  
↓

Print on Letter at 100%



DATE CREATED

**17 MAY 2016**

PART NUMBER

**F1M-01445**




1.00 IN

PAGE KEY



1.00  
IN

Print on Letter at 100%



DATE CREATED

**17 MAY 2016**

PART NUMBER

**F1M-01445**