

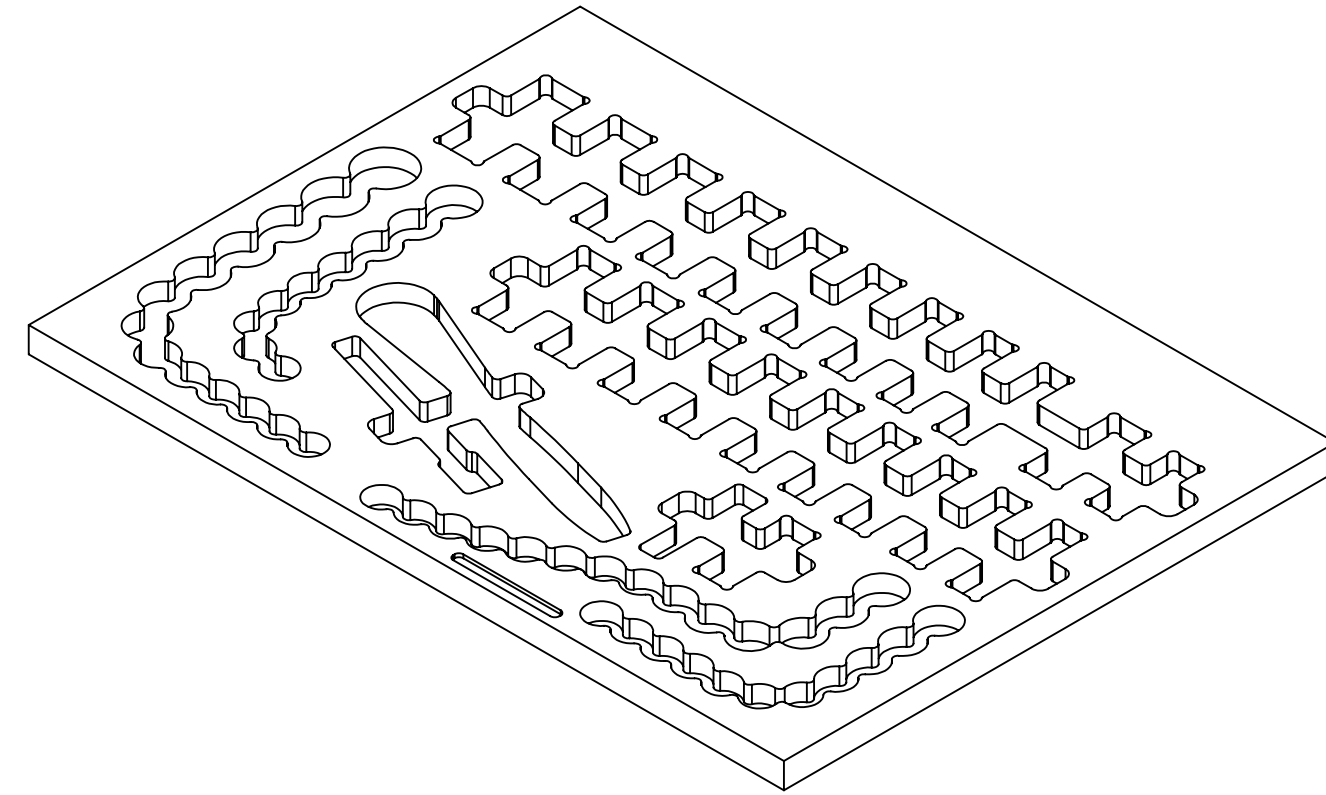
**PRINTING INSTRUCTIONS**

We recommend printing at full-scale to check the fit with your tools before ordering.

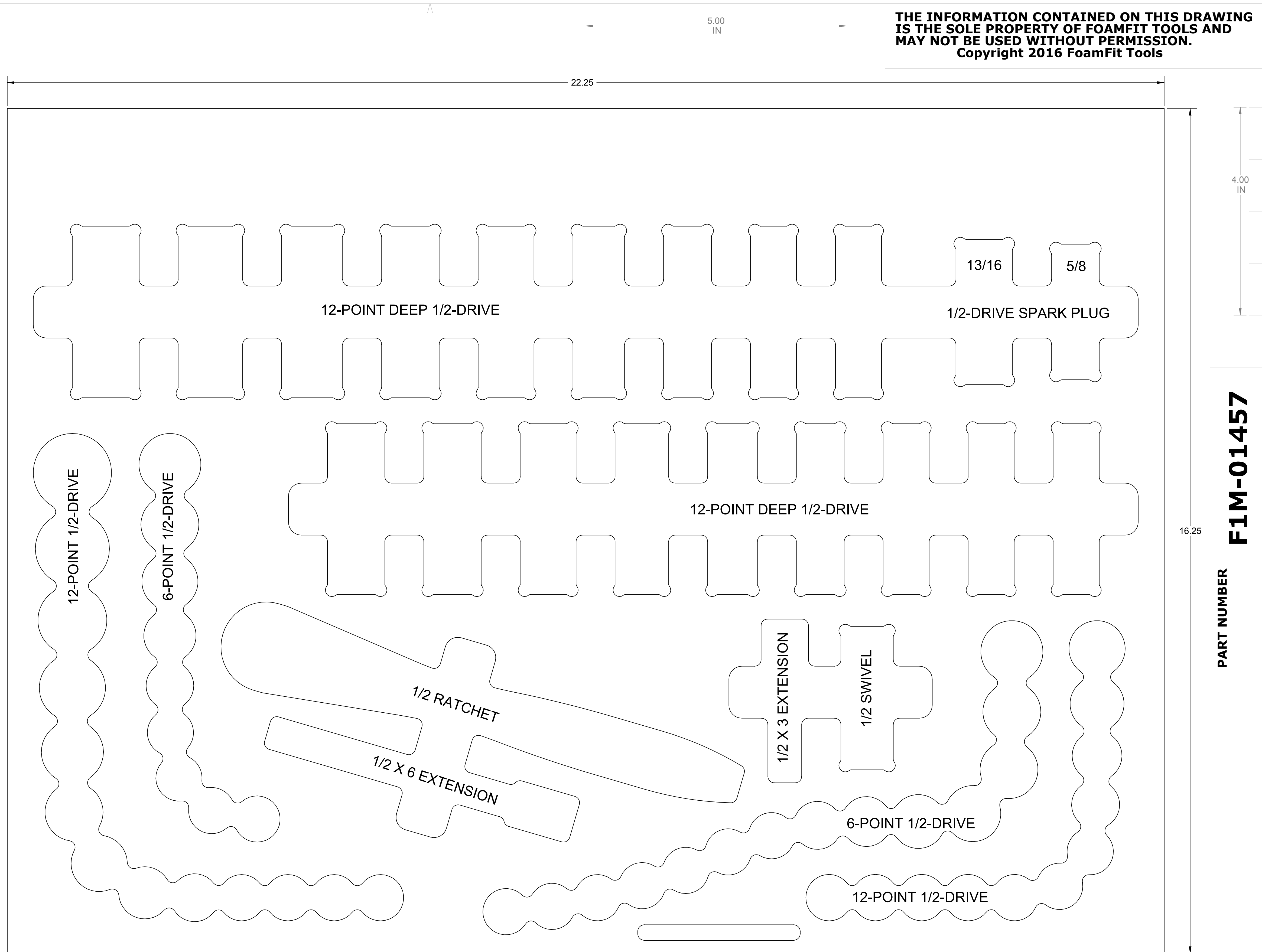
**Option 1:** Print this page full-scale on a large-format printer (D-Size, 34 inches X 22 inches).

**Option 2:** Print page 2 - 9 on 8-1/2 X 11 inch paper and assemble.

**Thank You!**



THE INFORMATION CONTAINED ON THIS DRAWING IS THE SOLE PROPERTY OF FOAMFIT TOOLS AND MAY NOT BE USED WITHOUT PERMISSION.  
Copyright 2016 FoamFit Tools



PART NUMBER  
**F1M-01457**

**INCH SOCKETS**


**METRIC SOCKETS**

1.00 IN

PAGE KEY

X									

1.00  
IN



Print on Letter at 100%

DATE CREATED  
**18 MAY 2016**


PART NUMBER  
**F1M-01457**

← 1.00 IN →

PAGE KEY

X					

1.00  
IN



Print on Letter at 100%

DATE CREATED

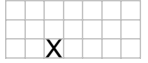
**18 MAY 2016**

PART NUMBER


**F1M-01457**

1.00 IN

PAGE KEY



1.00  
IN



Print on Letter at 100%

DATE CREATED  
**18 MAY 2016**

PART NUMBER  
**F1M-01457**




1.00 IN

PAGE KEY

X									
---	--	--	--	--	--	--	--	--	--

1.00 IN

Print on Letter at 100%



PART NUMBER  
**F1M-01457**


DATE CREATED  
**18 MAY 2016**

1.00 IN

PAGE KEY

X									
---	--	--	--	--	--	--	--	--	--

1.00 IN



Print on Letter at 100%

DATE CREATED

**18 MAY 2016**

PART NUMBER

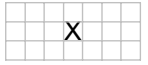
**F1M-01457**






← 1.00 IN →

PAGE KEY



↑ 1.00 IN ↓



Print on Letter at 100%

DATE CREATED

**18 MAY 2016**

PART NUMBER

**F1M-01457**