

**PRINTING INSTRUCTIONS**

We recommend printing at full-scale to check the fit with your tools before ordering.

**Option 1:** Print this page full-scale on a large-format printer  
(E-Size, 44 inches X 34 inches).


**Option 2:** Print pages 2 through 13 on 8-1/2 X 11 inch paper and assemble.  
*Some pages may be blank depending on the overall length and width.*

**Thank You!**

THE INFORMATION CONTAINED ON THIS DRAWING  
IS THE SOLE PROPERTY OF FOAMFIT TOOLS AND  
MAY NOT BE DISTRIBUTED WITHOUT PERMISSION.  
Copyright 2009 FoamFit Tools

5.00  
IN

5.00  
IN



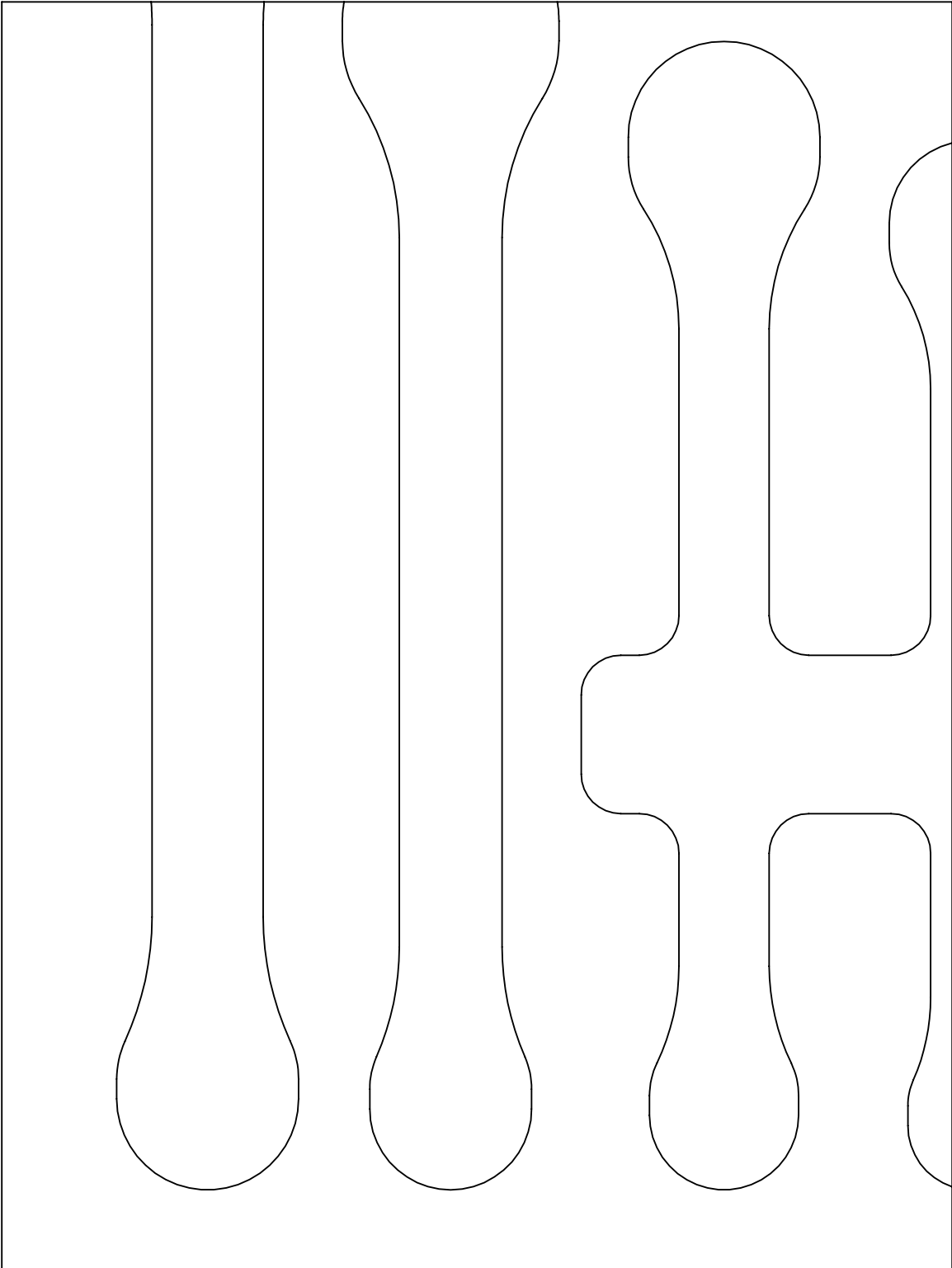
PART NUMBER  
**F1S-00042**

1.00 IN

PAGE KEY



1.00  
IN



Print on Letter at 100%

DATE CREATED

**17 DEC 2009**

PART NUMBER


**F1S-00042**

1.00 IN

PAGE KEY



1.00  
IN



Print on Letter at 100%

DATE CREATED

**17 DEC 2009**

PART NUMBER


**F1S-00042**

1.00 IN

PAGE KEY



1.00  
IN



Print on Letter at 100%

DATE CREATED

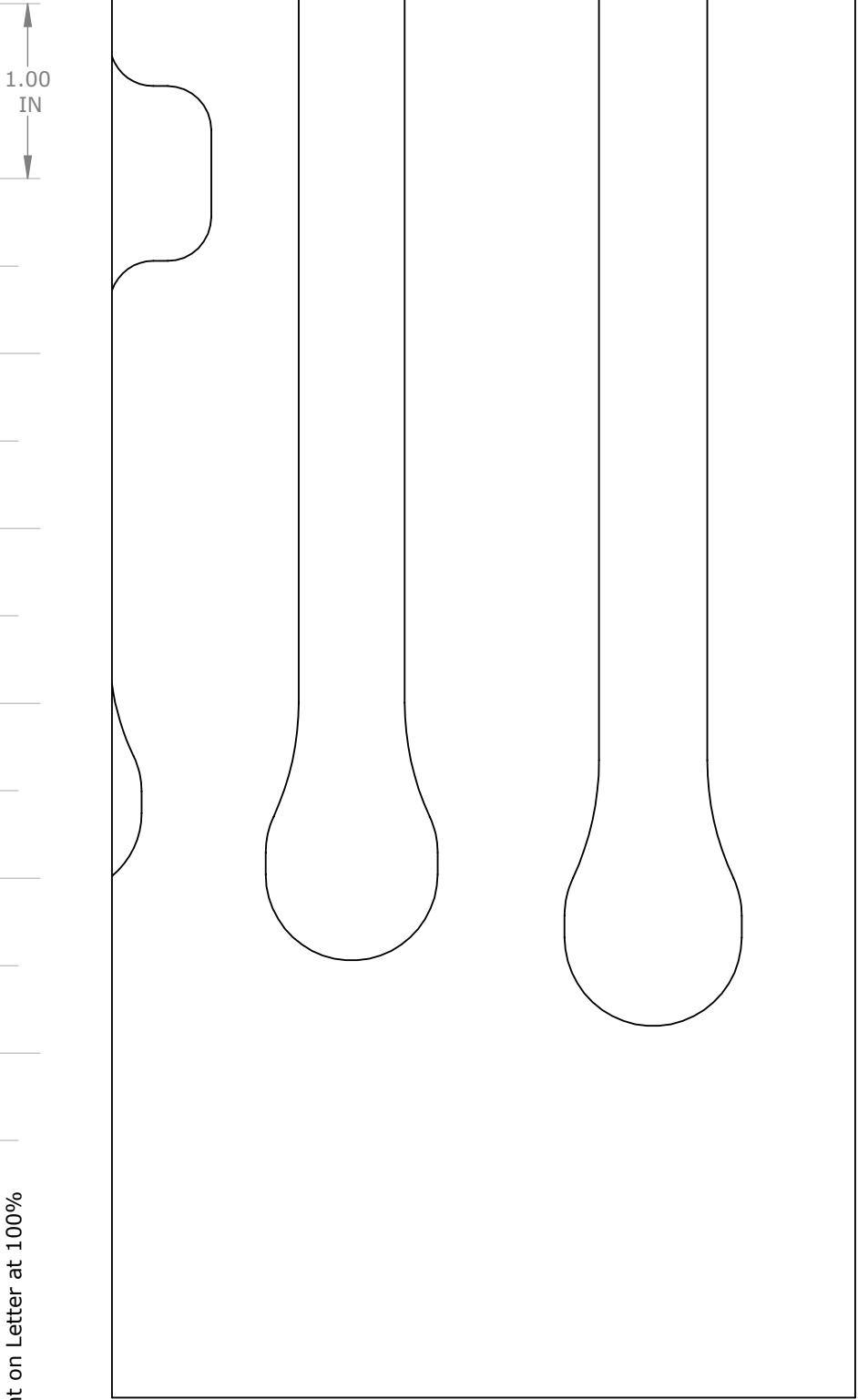
**17 DEC 2009**

PART NUMBER

**F1S-00042**

1.00 IN

PAGE KEY



Print on Letter at 100%

DATE CREATED

**17 DEC 2009**

PART NUMBER

**F1S-00042**

1.00 IN

PAGE KEY




1.00  
IN

DATE CREATED  
**17 DEC 2009**

PART NUMBER  
**F1S-00042**

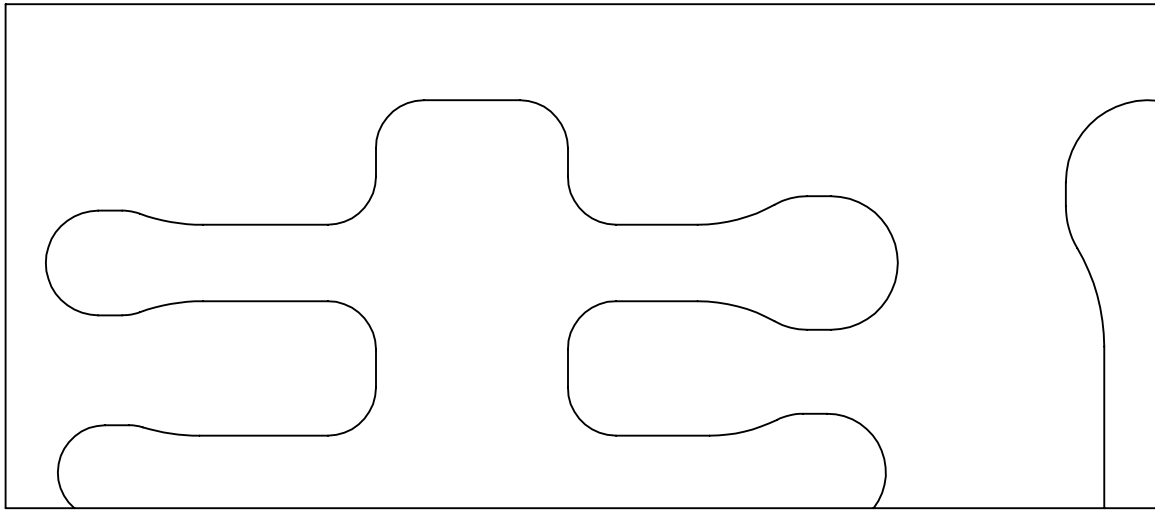
Print on Letter at 100%



Print on Letter at 100%

1.00  
IN

1.00 IN



PAGE KEY



DATE CREATED

**17 DEC 2009**

PART NUMBER

**F1S-00042**

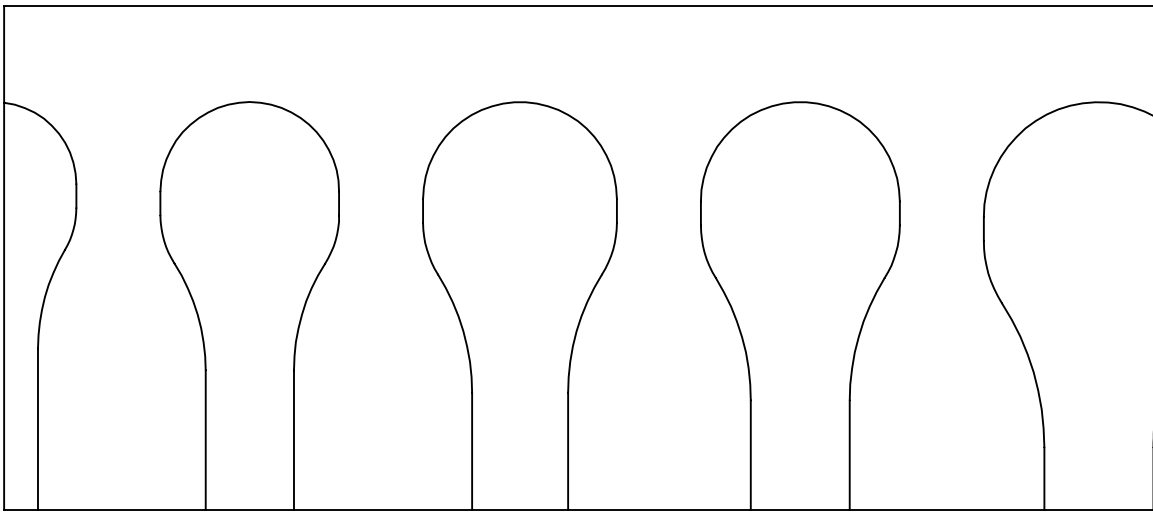
1.00 IN

PAGE KEY



1.00  
IN

Print on Letter at 100%



DATE CREATED

**17 DEC 2009**

PART NUMBER

**F1S-00042**



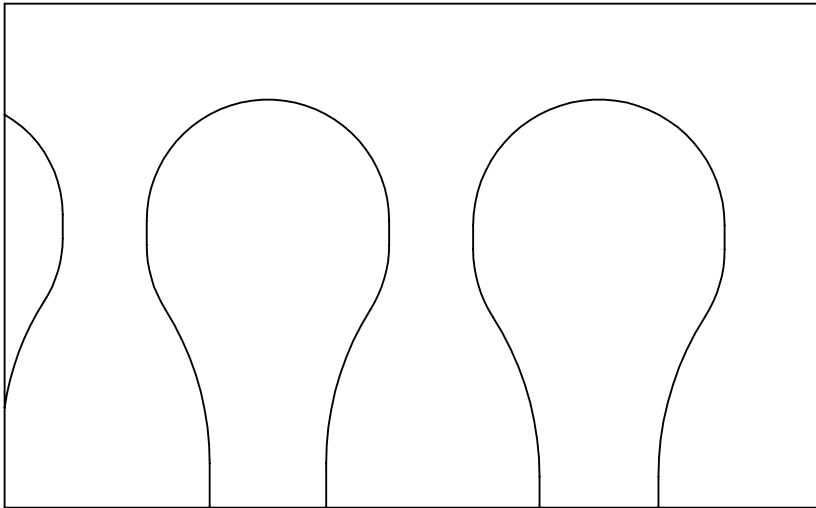
1.00 IN

PAGE KEY



1.00  
IN

Print on Letter at 100%



DATE CREATED

**17 DEC 2009**

PART NUMBER

**F1S-00042**