

**PRINTING INSTRUCTIONS**

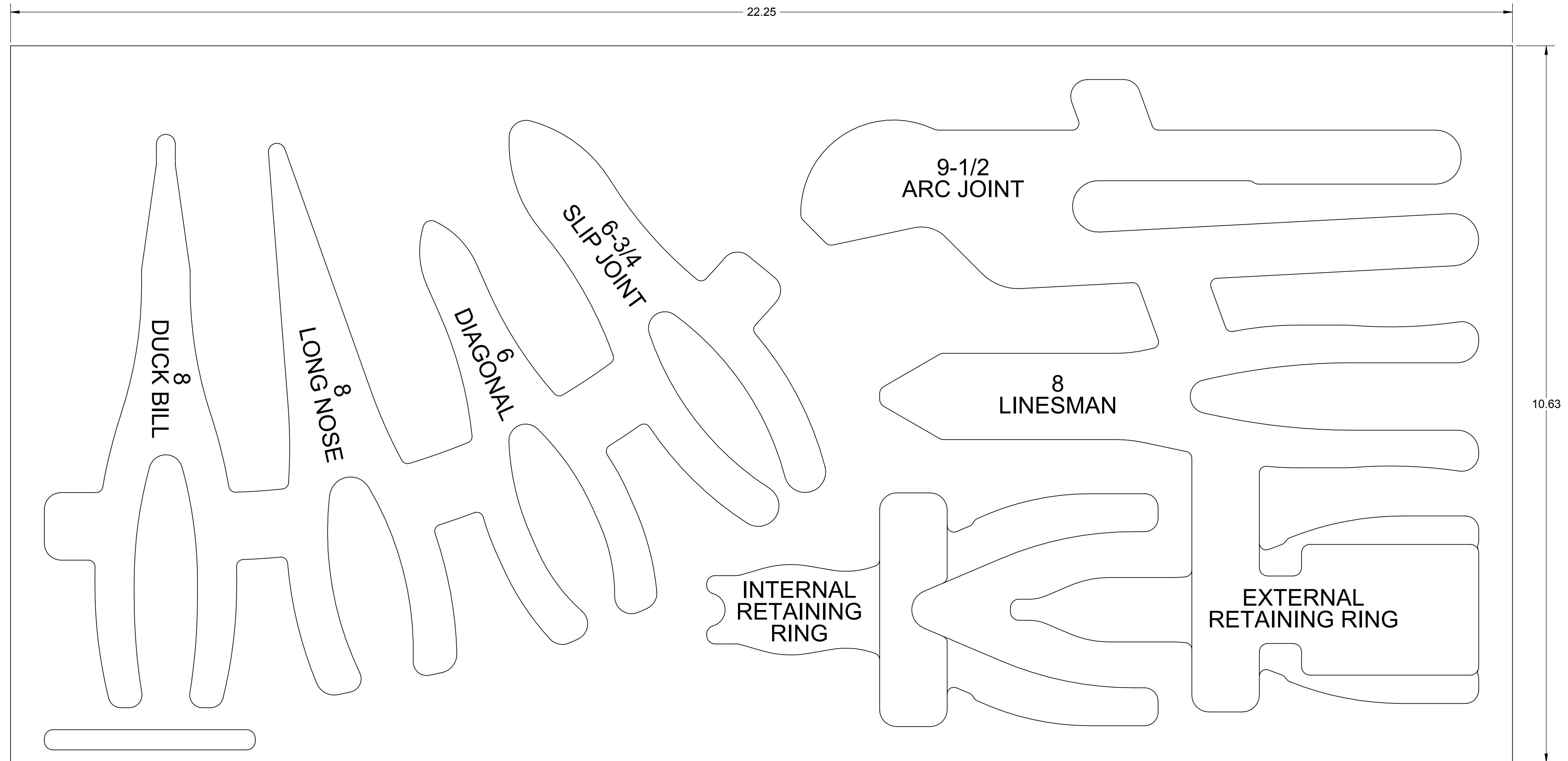
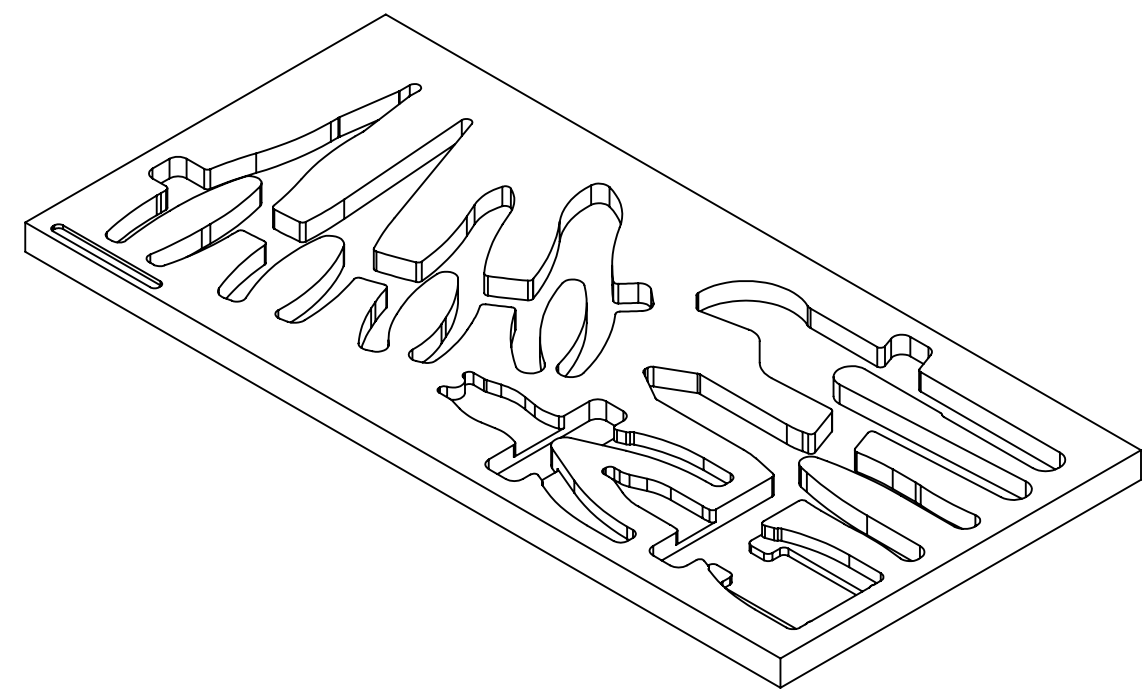
We recommend printing at full-scale to check the fit with your tools before ordering.

**Option 1:** Print this page full-scale on a large-format printer (D-Size, 34 inches X 22 inches).

**Option 2:** Print page 2 - 9 on 8-1/2 X 11 inch paper and assemble.

**Thank You!**

THE INFORMATION CONTAINED ON THIS DRAWING IS THE SOLE PROPERTY OF FOAMFIT TOOLS AND MAY NOT BE USED WITHOUT PERMISSION.  
Copyright 2014 FoamFit Tools




PART NUMBER **F1S-00906**

← 1.00 IN →

PAGE KEY



↑ 1.00 IN ↓



Print on Letter at 100%

DATE CREATED

**13 OCT 2014**


PART NUMBER

**F1S-00906**

Print on Letter at 100%

1.00 IN

1.00 IN



PAGE KEY



DATE CREATED

**13 OCT 2014**


PART NUMBER

**F1S-00906**

Print on Letter at 100%

1.00  
IN

1.00 IN



PAGE KEY



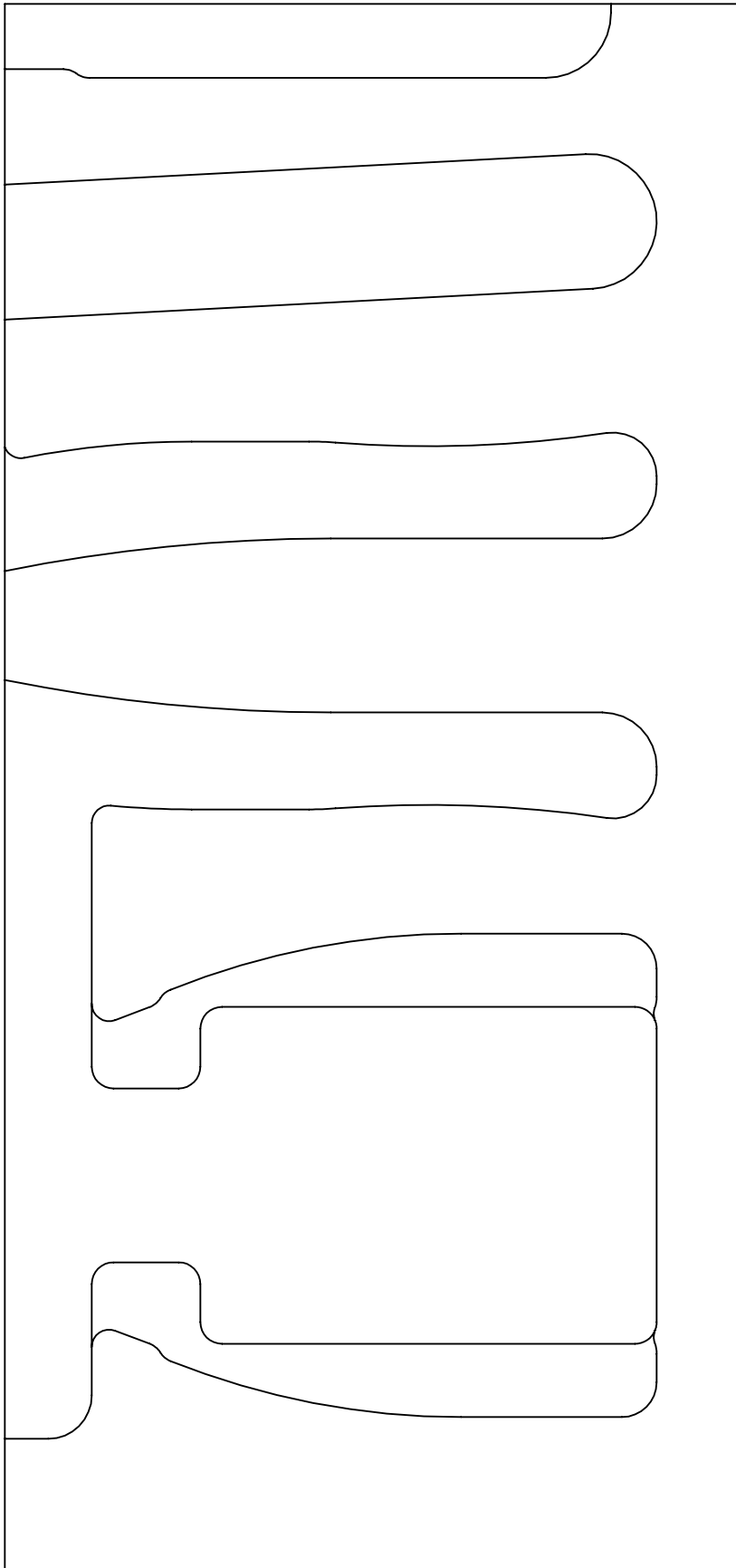
DATE CREATED

**13 OCT 2014**

PART NUMBER

**F1S-00906**

Print on Letter at 100%



1.00  
IN

1.00 IN

PAGE KEY



DATE CREATED

**13 OCT 2014**

PART NUMBER

**F1S-00906**

1.00 IN

PAGE KEY




1.00  
IN

DATE CREATED  
**13 OCT 2014**

PART NUMBER  
**F1S-00906**

Print on Letter at 100%



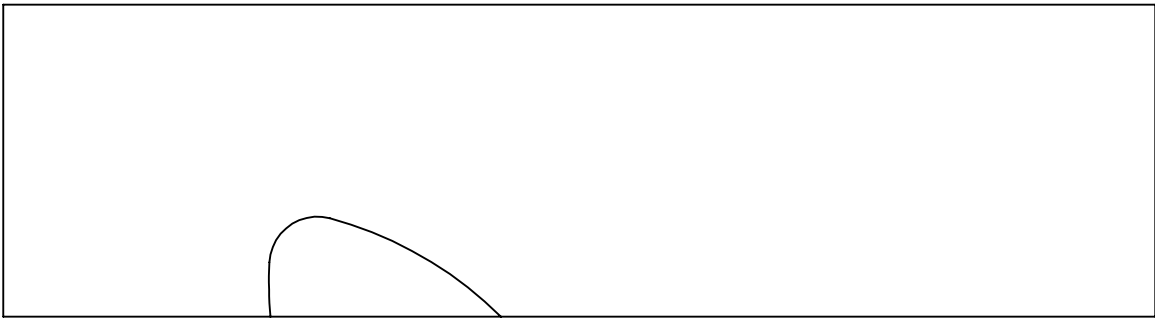
1.00 IN

PAGE KEY



1.00  
IN

Print on Letter at 100%



DATE CREATED

**13 OCT 2014**

PART NUMBER

**F1S-00906**

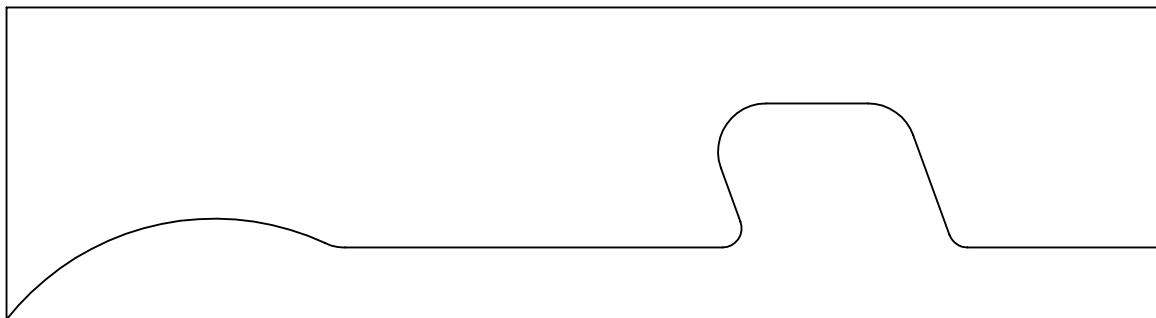
1.00 IN

PAGE KEY



1.00  
IN

Print on Letter at 100%



DATE CREATED

**13 OCT 2014**

PART NUMBER

**F1S-00906**



1.00 IN

PAGE KEY



1.00  
IN

DATE CREATED  
**13 OCT 2014**

PART NUMBER  
**F1S-00906**

Print on Letter at 100%

